

EORE AG
Explosive Ordnance Risk Education
Advisory Group

Summary of 2023 EORE Stakeholder
Survey Results

About the EORE Advisory Group

The Explosive Ordnance Risk Education Advisory Group (EORE AG) was launched in 2019. It provides overall guidance to the sector and identifies ways to improve the integration, effectiveness, efficiency and relevance of EORE. It draws on the expertise of over fifteen UN agencies, international organisations, international NGOs and national mine action authorities who serve as members or observers to the group. It is co-chaired by the United Nations Children’s Fund (UNICEF) and a rotating NGO – currently the HALO Trust – and the Geneva International Centre for Humanitarian Demining (GICHD) serves as secretariat.

EORE Advisory Group Members & Observers

Core members: DanChurchAid (DCA), Danish Demining Group (DDG), Fondation Suisse de Déminage (FSD), The HALO Trust, Geneva International Centre for Humanitarian Demining (GICHD), Humanity & Inclusion (HI), International Campaign to Ban Landmines – Cluster Munition Coalition (ICBL-CMC), Lebanon Mine Action Center (LMAC), Mines Advisory Group (MAG), Norwegian People’s Aid (NPA), Oficina del Alto Comisionado para la Paz – Descontamina Colombia, United Nations Development Fund (UNDP), United Nations Children’s Fund (UNICEF), United Nations High Commissioner for Refugees (UNHCR) and United Nations Mine Action Service (UNMAS).

Associate members: International Organization for Migration (IOM).

Observers: International Committee of the Red Cross (ICRC).

Contents

METHODOLOGY 4

RESPONDENTS’ PROFILE..... 5

RAISING THE PROFILE AND INCREASING RESOURCES FOR EORE 7

 Policy documents, publications & research 7

 Events..... 7

 Annual funding for EORE..... 7

 Stakeholder perceptions on the profile of EORE 7

IMPROVING ACCESS TO EFFECTIVE EORE METHODS, TOOLS, AND APPROACHES. 9

 Resource awareness 9

 Resource use.....10

ADOPTING GOOD PRACTICES FOR EORE.....12

 Training packages12

 Results-based management12

 In-Country Coordination.....12

 EORE integrated approaches13

SECTOR NEEDS14

 Emerging operational needs in 2023.....14

 Suggested capacity development areas.....14

 Suggestions for the EORE Advisory Group.....15

 Suggested areas of work: perspective from National Mine Action Authorities16

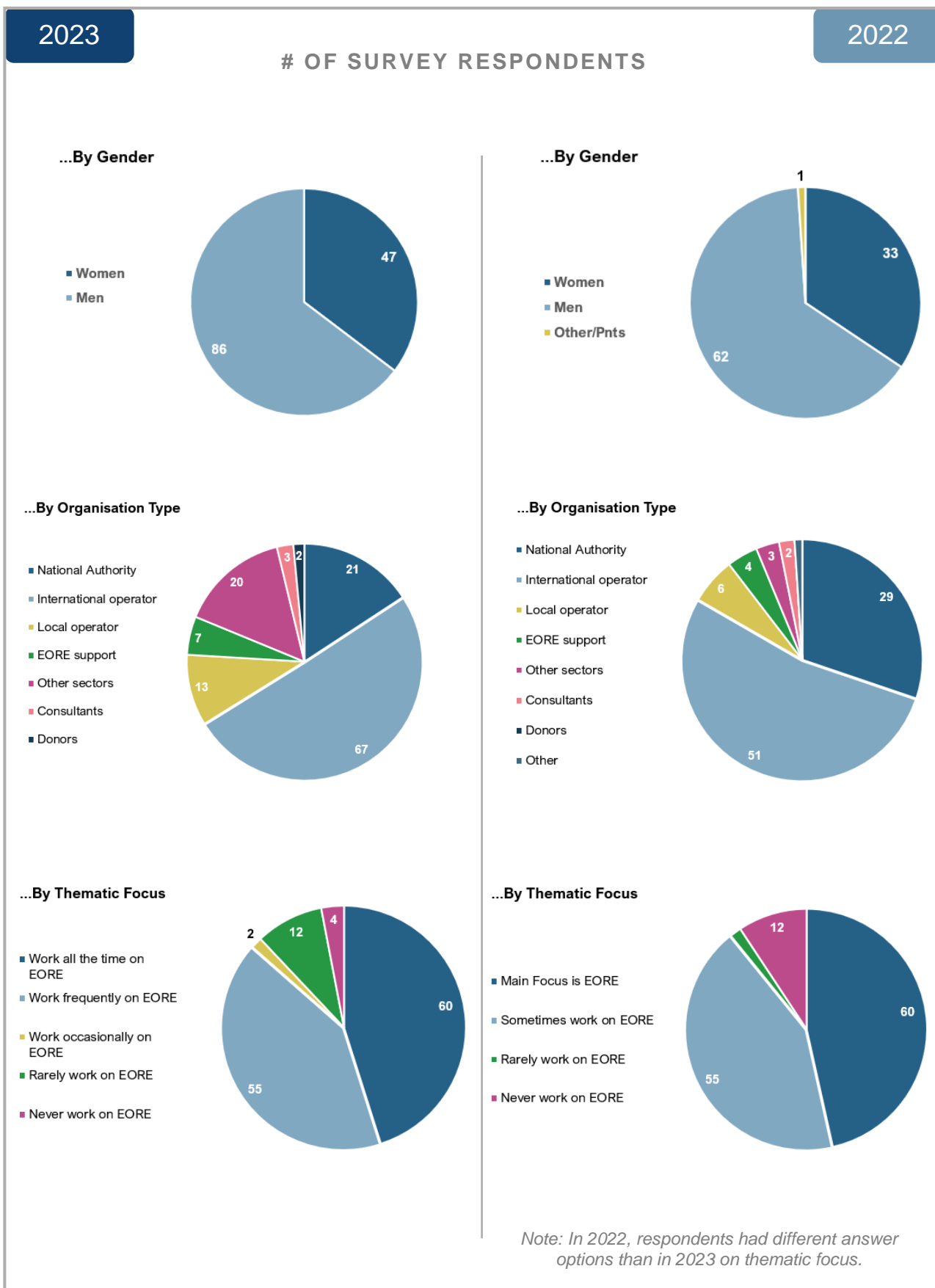
 Suggested areas of improvement: perspective from donors.....16

METHODOLOGY

In 2023, the survey structure was reviewed and adapted, aiming at simplifying and clarify questions, shortening the survey for a more user-friendly experience, and increasing outreach. Relevant changes in questions and methods of calculating indicators are detailed throughout this summary report. The 2023 EORE Stakeholder Survey was designed as a pilot to adjust and tailor future EORE AG stakeholder surveys and ensure consistent analysis across the upcoming periodic surveys.

- Survey ran from 1 December 2023 to 12 January 2024.
- An invitation to complete the survey was shared with members of the EORE AG, iMRWEG and MA AoR; targeted national authorities, donors and other stakeholders; and people who completed the 2022 EORE Stakeholder Survey.
- 133 unique respondents: 86 men and 47 women.
- The majority of respondents (86 percent) represented international organisations, NGOs, companies or UN agencies directly involved in EORE delivery.
- EORE was a sole or partial focus of the work of 95 percent of respondents.
- Most (72 percent) reported focusing on a single country, with the remainder working at global, multi-country or regional level. Some 10 regions¹ and 33 countries and territories² were represented.
- Respondents came from 52 organisations.

RESPONDENTS' PROFILE

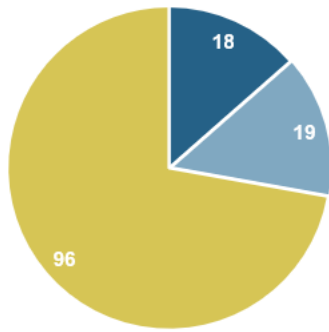


2023

OF SURVEY RESPONDENTS

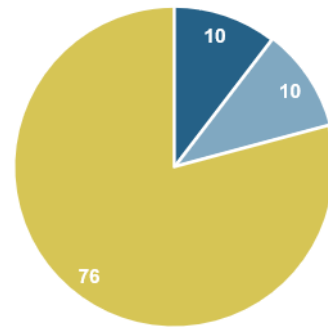
2022

...By Geographic Focus



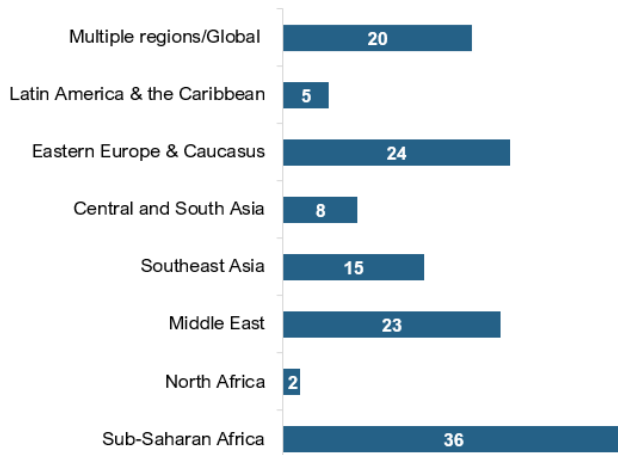
■ Global ■ Regional or multi-country ■ Single country

...By Geographic Focus

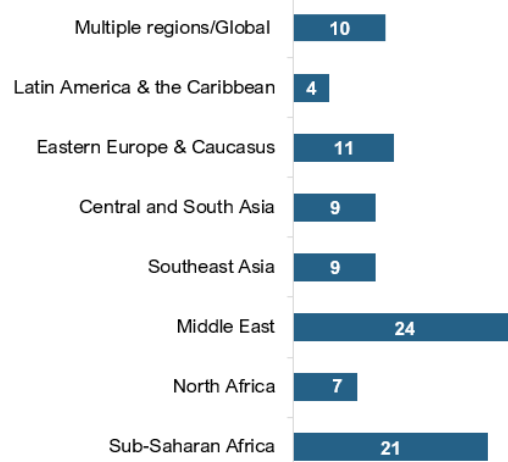


■ Global ■ Regional or multi-country ■ Single country

Breakdown by Region*




Breakdown by Region*




*Regional breakdown includes respondents with regional, multi-country or single country focus

RAISING THE PROFILE AND INCREASING RESOURCES FOR EORE

Policy documents, publications & research

	# of policy documents, publications & research published on EORE	2023: 10 ³ 2022: 2
	→ of which were in the Journal of Conventional Weapons Destruction	2023: 2 2022: 1


Events

	# of side events on EORE at formal meetings of the APMB and CCM	2023: 0 2022: 0
	# of plenary dedicated to EORE at the National Directors Meeting	2023: 0 2022: 1
	# of side events dedicated to EORE at the National Directors Meeting	2023: 1 2022: 0

EORE discussions in other conferences:


- Plenary session: ‘Harnessing Social and Behaviour Change Communication (SBCC)’, GICHD Innovation Conference⁴
- Side event: ‘Integrated Digital Solutions for EORE’, GICHD Innovation Conference

Annual funding for EORE

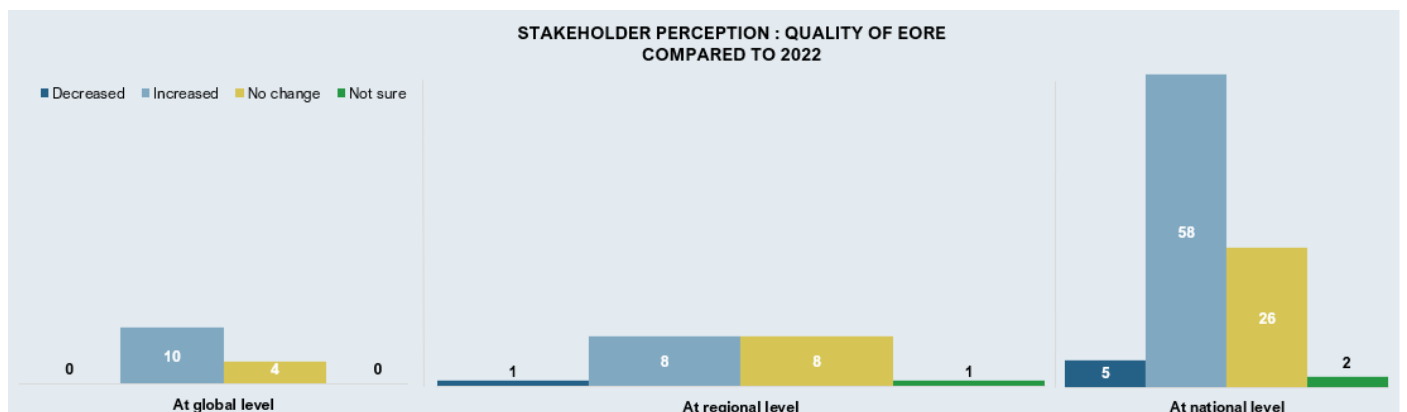
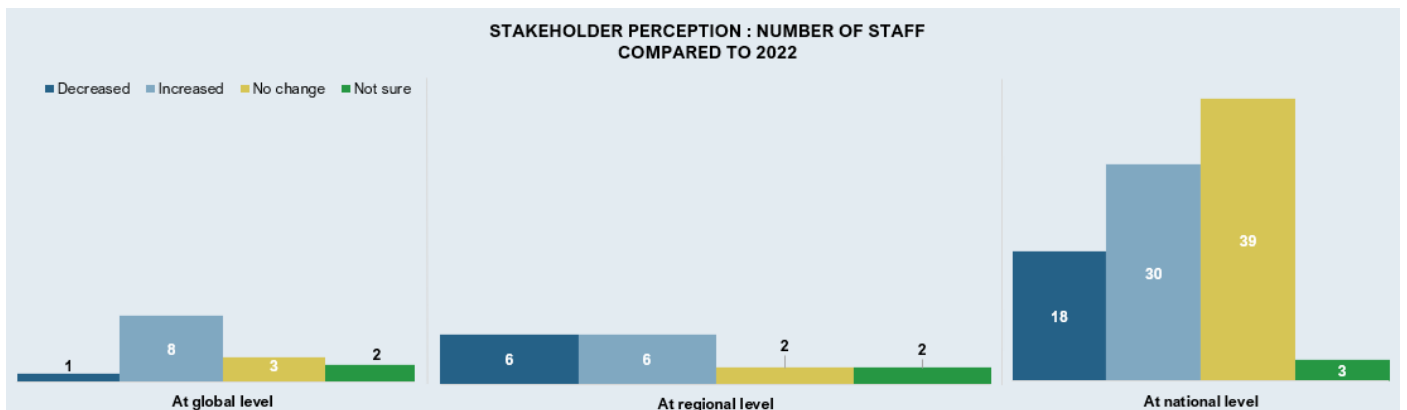
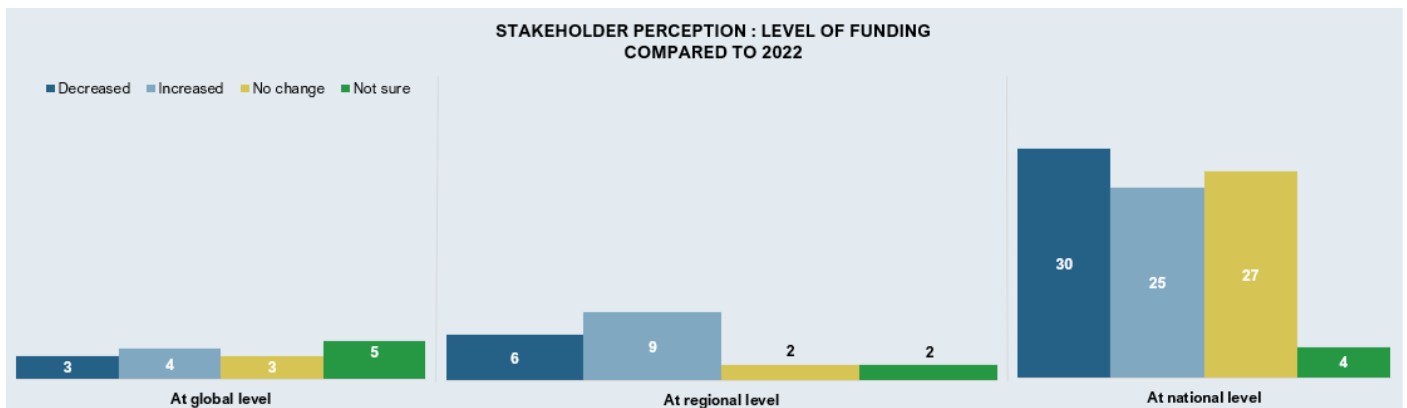
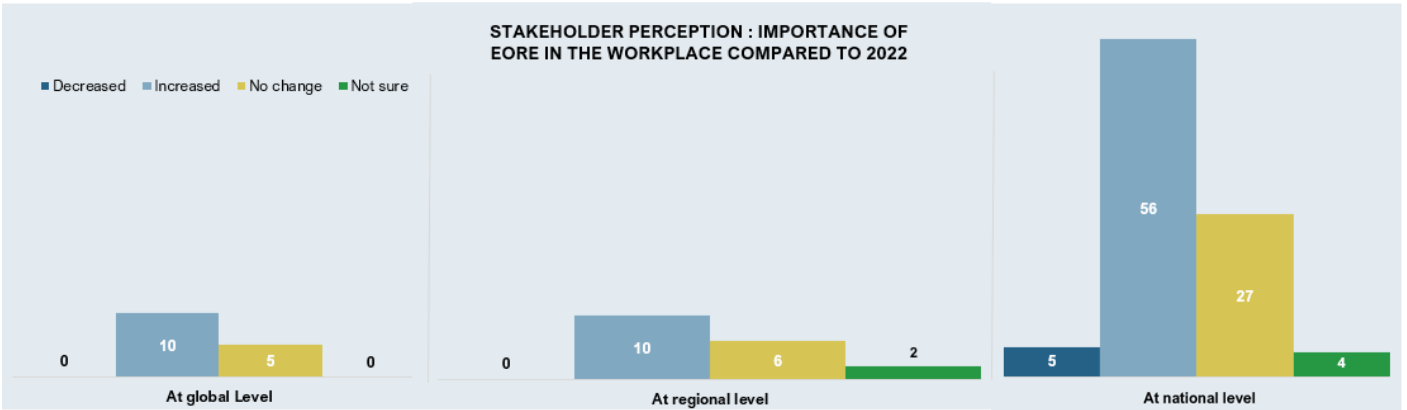
	Annual funding for EORE (in USD million)	2022: \$10.1 ⁵ 2021: \$6.7
---	--	--

Source: Landmine Monitor 2022 and 2023.

Stakeholder perceptions on the profile of EORE⁶


	% of stakeholders perceiving an increase in the importance of EORE in their workplace	2023: 57%
	% of stakeholders perceiving an increase in EORE funding	2023: 29% 2022: 28%
	% of stakeholders perceiving an increase in number of EORE staff	2023: 33% 2022: 27%

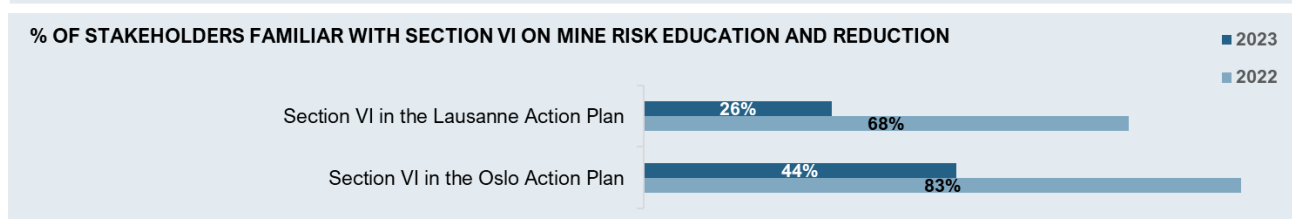
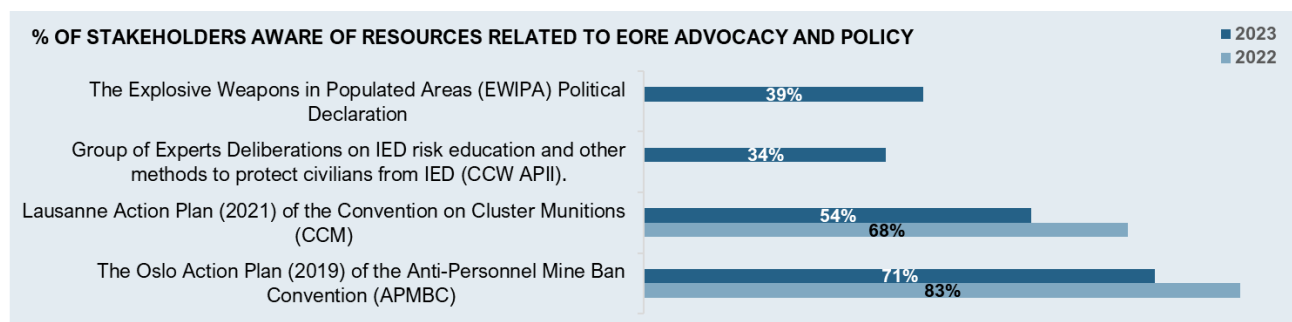
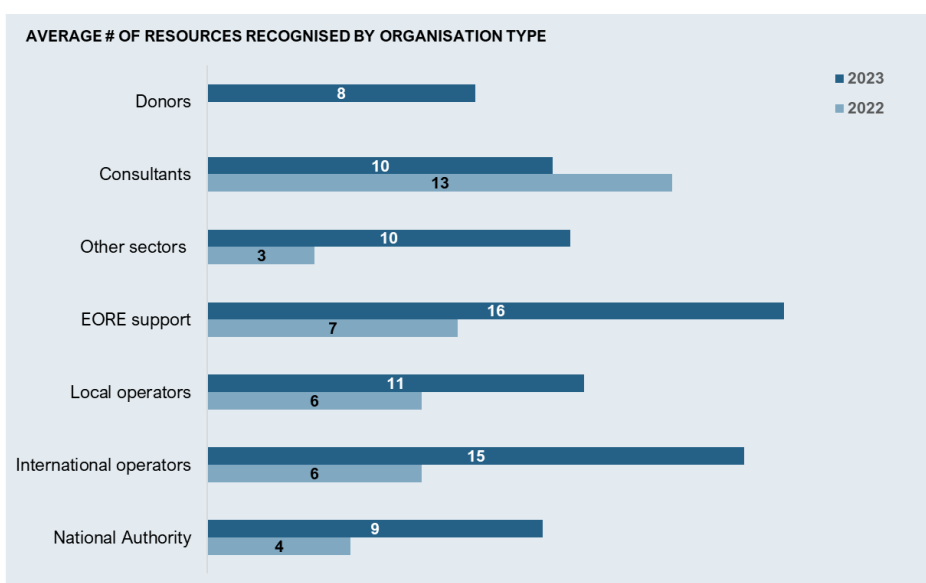
	% of stakeholders perceiving an increase in quality of EORE	2022: 57%
--	--	------------------




IMPROVING ACCESS TO EFFECTIVE EORE METHODS, TOOLS, AND APPROACHES

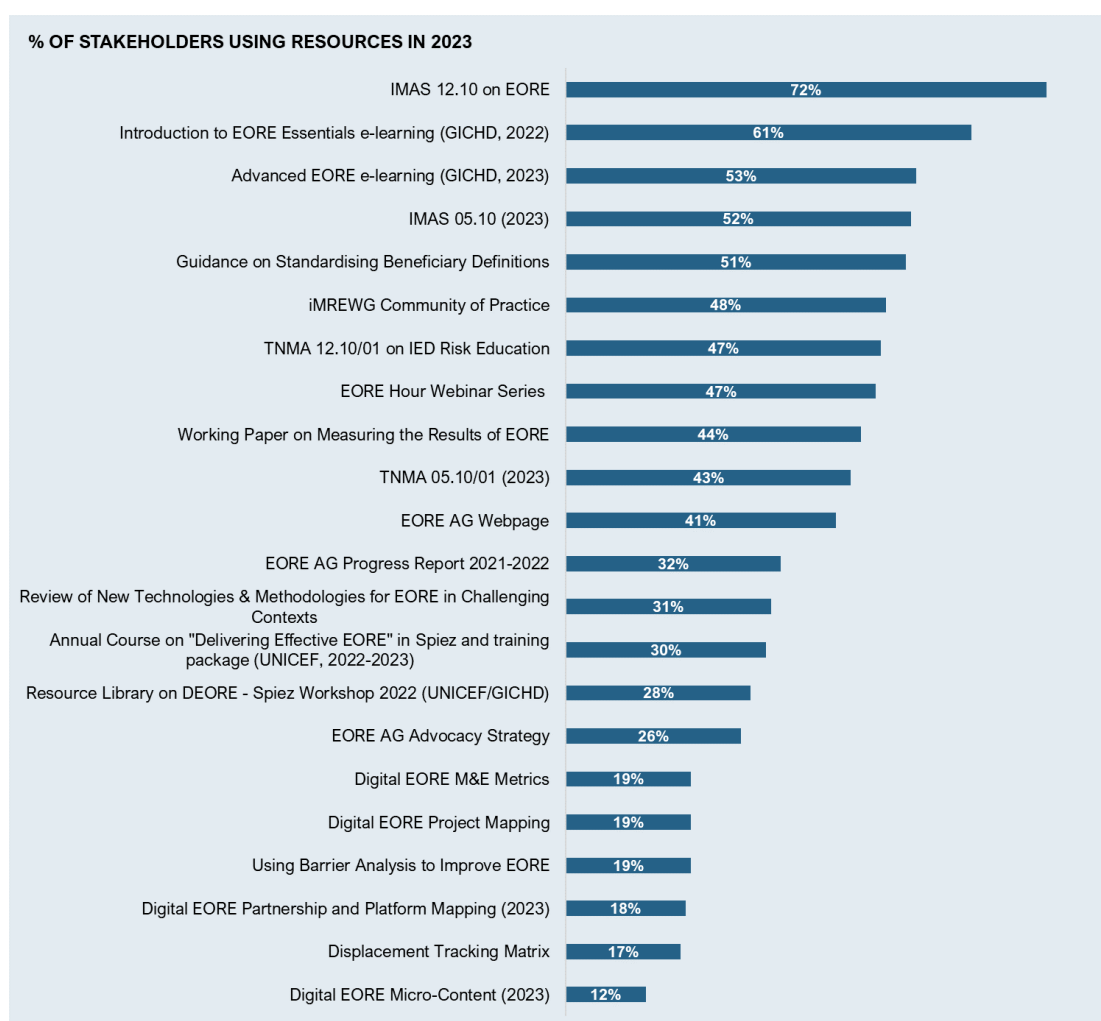
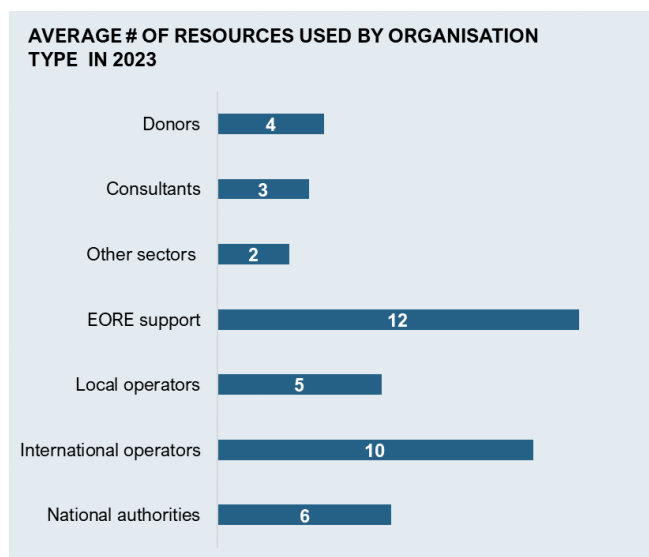
Resource awareness

	% of surveyed stakeholders aware of at least one resource developed, promoted or shared by the AG ⁷	2023: 98% 2022: 97%
	average # of resources developed, promoted or shared by the AG that surveyed stakeholders are aware of	2023: 14 2022: 6
	% of respondents aware of the updated IMAS 12.10	2023: 86% 2022: 69%
	% of respondents aware of the TNMA on IED Risk Education	2023: 68% 2022: 48%
	% of respondents aware of the updated IMAS 05.10	2023: 77%
	% of respondents aware of the TNMA 05.10/01	2023: 64%



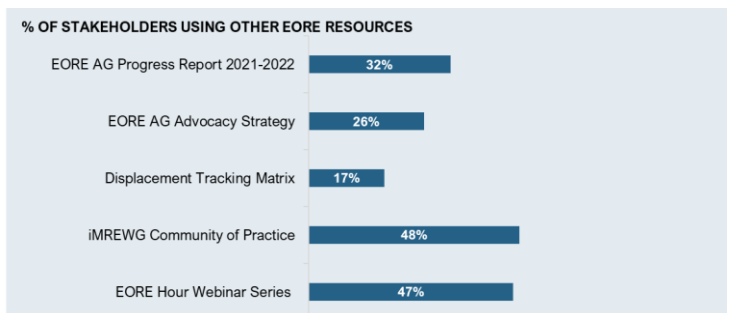
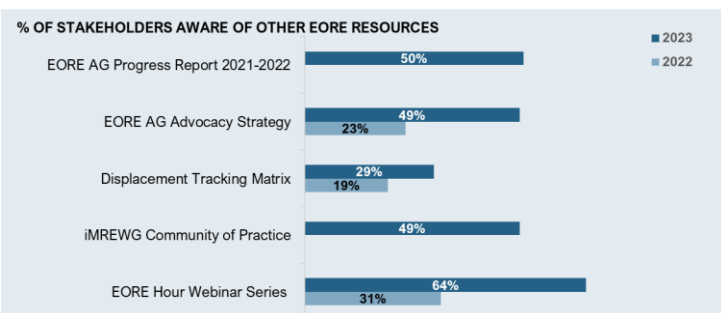


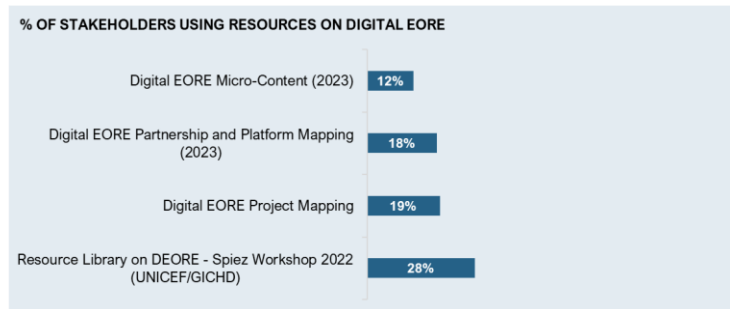
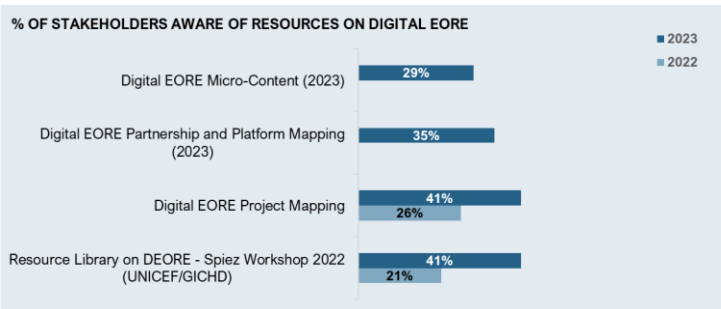
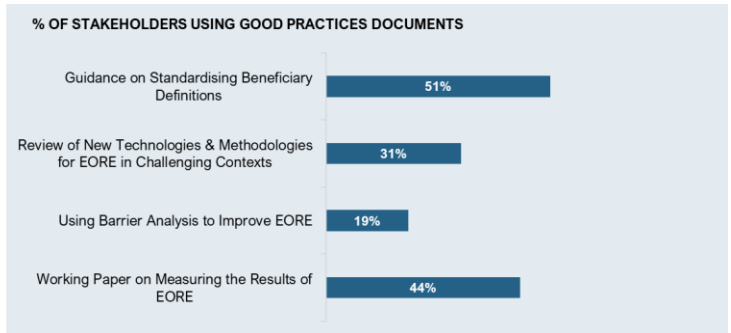
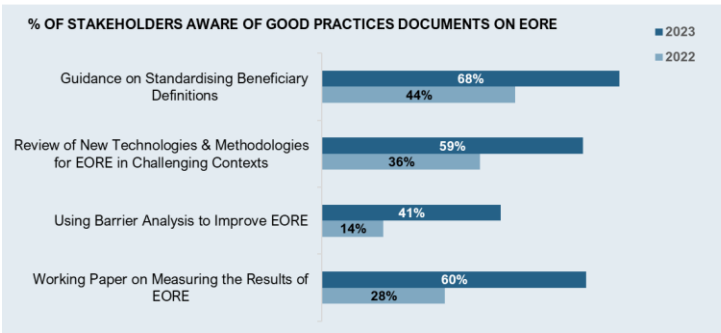
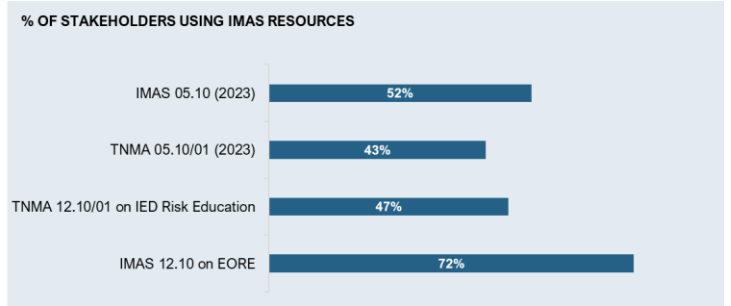

Resource use⁸

	% of stakeholders that report using at least one resource developed, promoted or shared by the AG⁹	2023: 92% 2022: 37%
	Average # of resources used by stakeholders	2023: 8 2022: 6



AWARENESS

USE




Challenges in accessing or using EORE resources

- 16% of respondents reported challenges in accessing or using EORE Resources
- Reported challenges included:
 - Lack of information about existing resources and where to find them (majority of respondents; N=8 responses)
 - Insufficient connectivity and/or computer literacy to access and download available resources
 - Lack of access to online DEORE Library and Training Package
 - Language barriers
 - Lack of time and resources to update knowledge and develop capacities

ADOPTING GOOD PRACTICES FOR EORE

Training packages


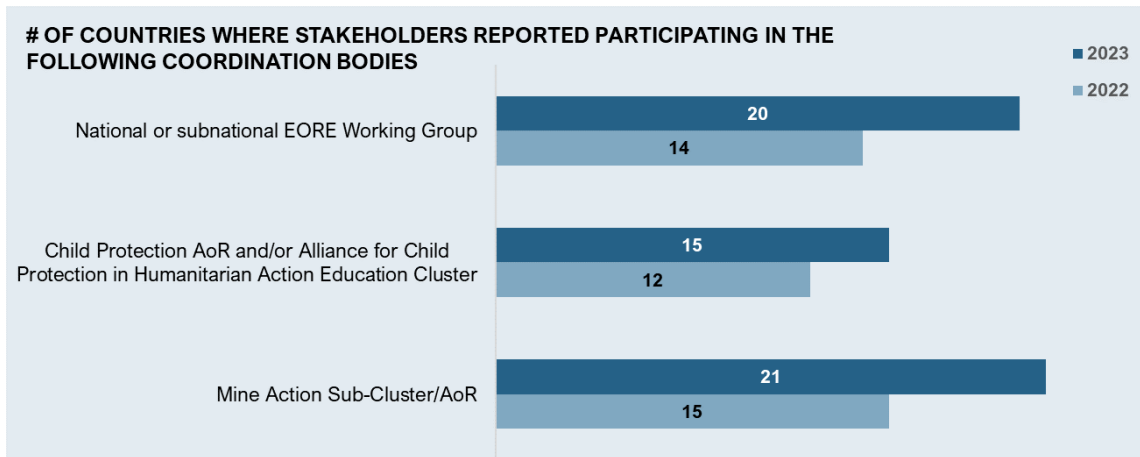
	% of stakeholders reporting a training package in use on EORE	2023: 64%¹⁰ 2022: 58%¹¹
	% of stakeholders reporting that the training package was updated in 2020, 2021, 2022 or 2023	2023: 34% 2022: 46%
	% of the above who reported that the revised training package is compliant with IMAS 12.10¹²	2023: 76% 2022: 57%

Results-based management

	Number of different organisations reporting having a Theory of Change specific to EORE in place at global level	2023: 6
---	--	----------------

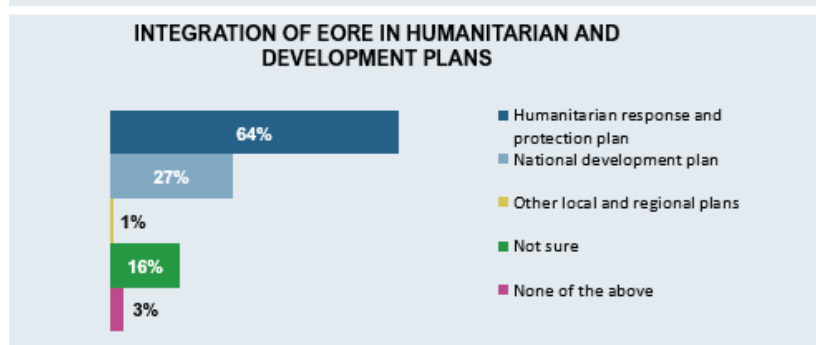
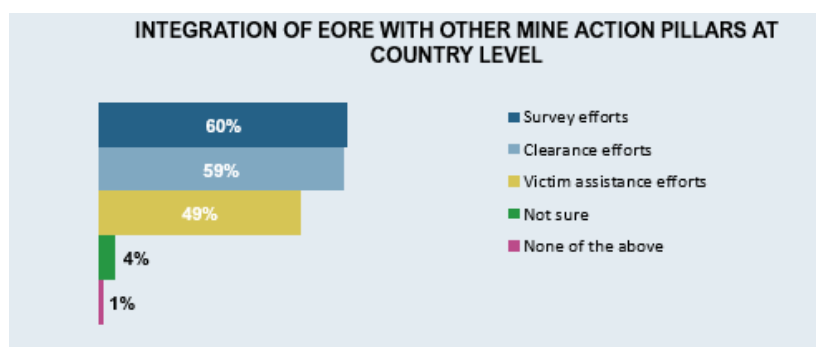
In-Country Coordination

	% of country-level stakeholders that participate in at least one coordination body¹³	2023: 89% 2022: 88%
---	--	--------------------------------



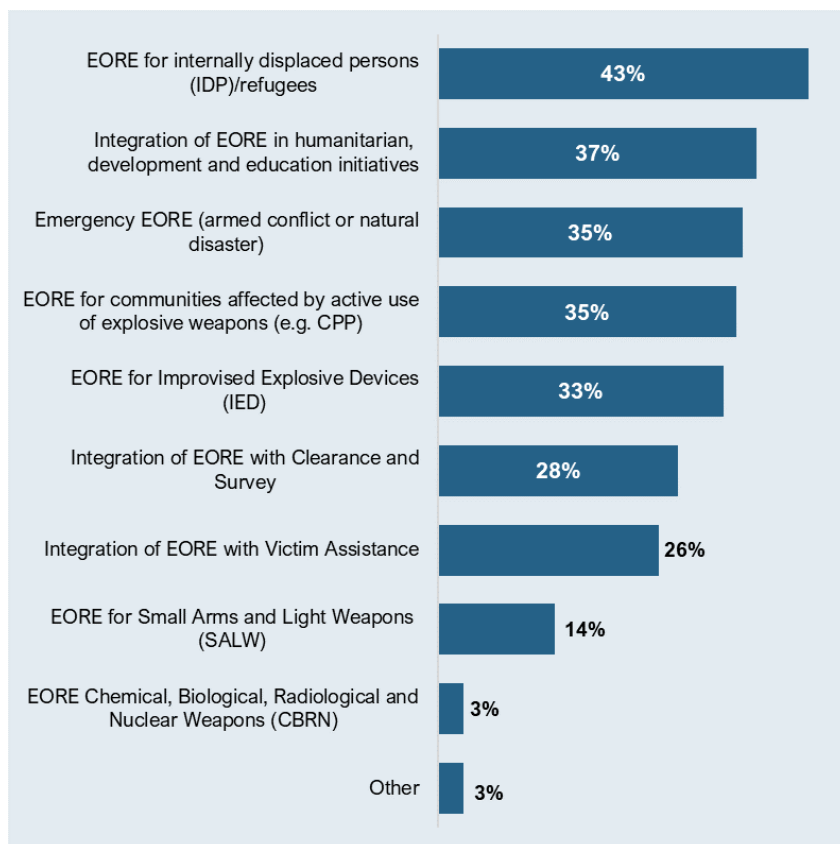
Note: This chart does not include “Not applicable/Not relevant” answer option (N=6 responses; 6%)

EORE integrated approaches¹⁴



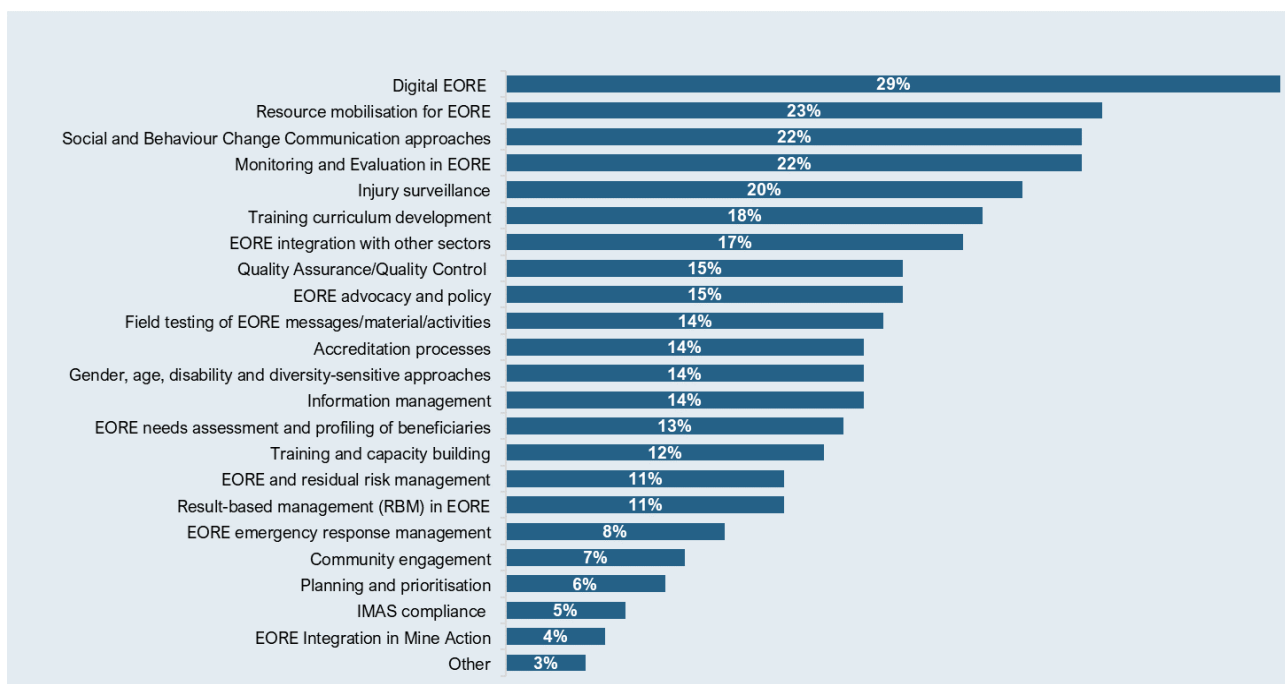
SECTOR NEEDS

Emerging operational needs in 2023¹⁵



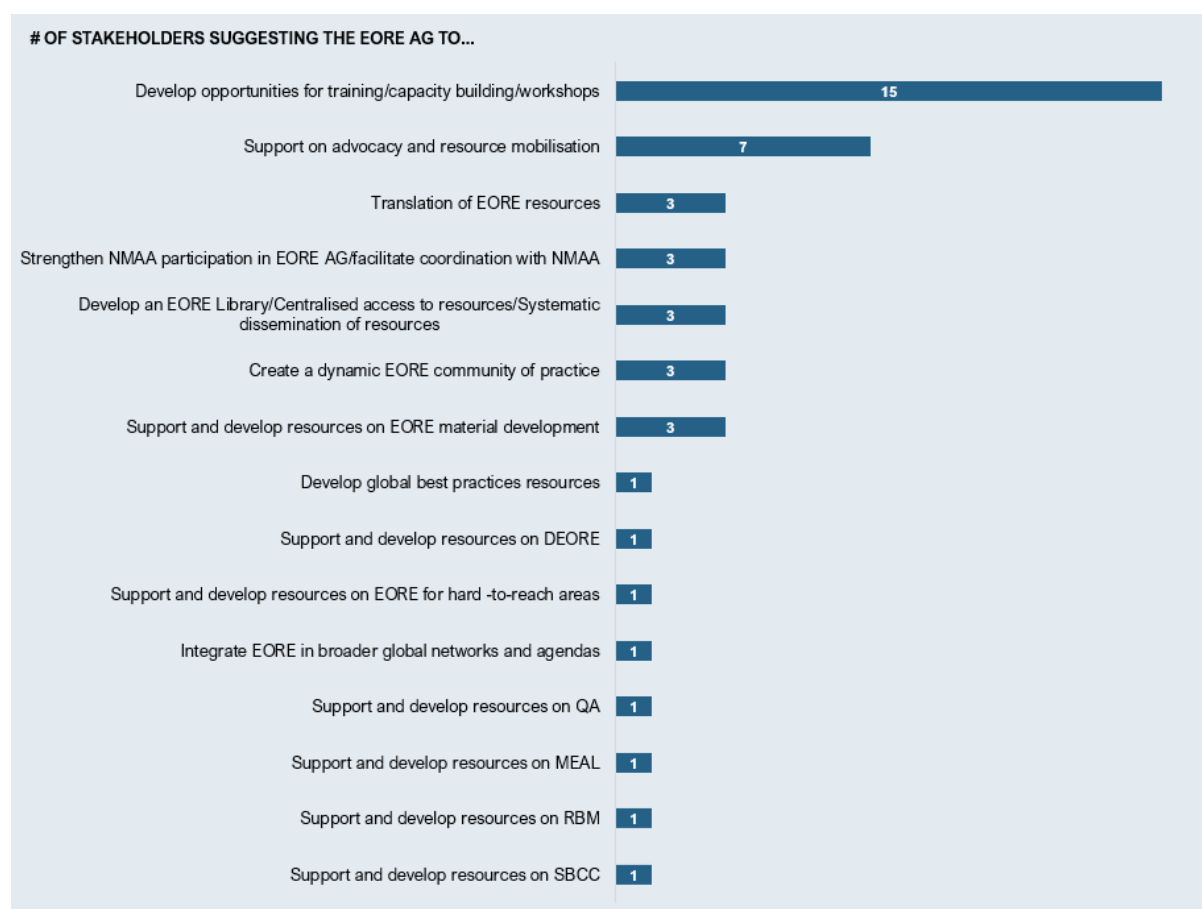
Note: This chart does not include “Not applicable/Not relevant” and “Not sure” answer options (N=5 responses; 4%)

Suggested capacity development areas¹⁶



Note: This chart does not include “Not applicable/Not relevant” and “Not sure” answer options (N=10 responses; 7%)

Suggestions for the EORE Advisory Group¹⁷

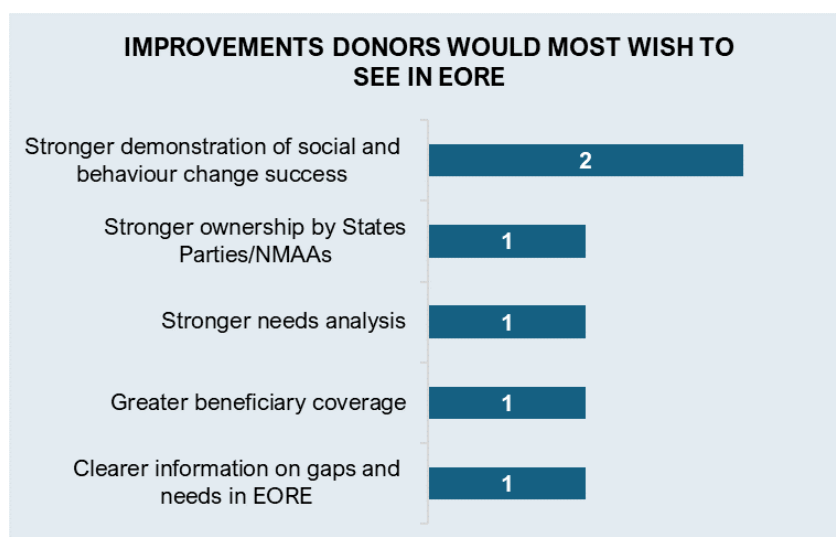


Suggested areas of work: perspective from National Mine Action Authorities¹⁸



Note: This chart does not include “Not applicable/Not relevant” and “Not sure” and “None of the above” answer options (N=3 responses)

Suggested areas of improvement: perspective from donors¹⁹



¹ The seven regions are Sub-Saharan Africa, North Africa, the Middle East, Southeast Asia, Central and South Asia, Eastern Europe and Caucasus, and Latin America and the Caribbean.

² The 33 countries and territories are Afghanistan, Armenia, Azerbaijan, Benin, Bosnia and Herzegovina, Burkina Faso, Cambodia, Central African Republic, Colombia, the Democratic Republic of the Congo, Ethiopia, Iraq, Kosovo, Lao PDR, Lebanon, Libya, Mali, Myanmar, Nepal, Niger, Nigeria, Pakistan Senegal, Somalia, South Sudan, Syria, Tajikistan, Ukraine, Vietnam, Yemen, Zimbabwe, and Rwanda.

³ **EORE Publications:** [Landmine and Cluster Munition Monitor 2023](#), ICBL-CMC, November 2023; [Residual Contamination Study](#), GICHD, December 2023; [MAG Emergency Response: Digital EORE in Somalia](#), Journal of Conventional Weapons destruction, Issue 27.3, Fall 23, October 2023; [Mine Mark Digital EORE: Being Innovative as a Small NGO in the Mine Action Sector](#), Nils Hegel and Jonathan Walsh [Mine Mark Foundation], Journal of Conventional Weapons Destruction, Issue 27.2, Summer 23. **IMAS:** IMAS 05.10, Annex B, March 2023; TNMA 05.10/01, October 2023; TNMA on IED risk education in [Arabic](#) and [French](#), 2023. **Other publications:** [UNSG Report on Mine Action](#), July 2023; UN General Assembly (UNGA) Resolution on Assistance in Mine Action, adopted on 7 December 2023, [A/RES/78/70](#)

⁴ See [Innovation Conference 2023 - GICHD](#).

⁵ ICBL-CMC collects data on mine action funding for the previous year. Figures for funding for 2023 will be presented in 2024.

⁶ The charts on stakeholders' perceptions do not include "Not applicable/Not relevant to my role" answer options.

⁷ The survey respondents were asked about 16 resources in 2022 and 26 resources in 2023.

⁸ Respondents were asked, for each resource, if they **had used them**: "Using a resource can simply be reading and sharing it, but also using it as a reference or a guideline to update and develop EORE documents, to inform EORE programming or reporting, or for advocacy purposes".

⁹ The survey respondents were asked about 5 resources in 2022 and 22 resources in 2023.

¹⁰ Out of 122 respondents from EORE Operators, NMAAs or EORE Support organisations.

¹¹ Out of 90 respondents from EORE Operators, NMAAs or EORE Support organisations.

¹² This information is available only for the 2021 and 2022 stakeholder survey and refers to IMAS 12.10 Second Edition Amendment 3, September 2020.

¹³ Out of a total of 96 country-level respondents.

¹⁴ Out of a total of 96 country-level respondents.

¹⁵ Respondents were asked to select a maximum of three emerging needs among 12 options.

¹⁶ Respondents were asked to select a maximum of five areas where they felt less confident among 25 options.

¹⁷ Respondents were asked if they had any suggestion for the EORE Advisory Group. 42 respondents provided answers to this open question. Answers were analysed and compiled into broader categories.

¹⁸ Out of a total of 21 respondents. Respondents were asked asked to select a maximum of three areas of improvement among 14 options.

¹⁹ Out of a total of 2 respondents. Respondents were asked asked to select a maximum of three areas of improvement among 14 options.