

# COMMUNITY SAFETY, LIVELIHOODS AND SOCIO- ECONOMIC DEVELOPMENT

KARAMOJA, UGANDA



**GICHD**

**DRD** DANISH  
**REFUGEE**  
**COUNCIL** **DG** DANISH  
**DEMINING**  
**GROUP**

The Geneva International Centre for Humanitarian Demining (GICHD) is an international expert organisation based in Switzerland that works to eliminate mines, explosive remnants of war and other explosive hazards. By undertaking research, developing standards and disseminating knowledge, the GICHD supports capacity development in mine-affected countries. It works with national and local authorities to help them plan, coordinate, implement, monitor and evaluate mine action programmes. The GICHD also contributes to the implementation of the Anti-Personnel Mine Ban Convention, the Convention on Cluster Munitions and other relevant instruments of international law. The GICHD follows the humanitarian principles of humanity, impartiality, neutrality and independence.

The designation employed and the presentation of the material in this publication do not imply the expression of any opinion whatsoever on the part of the GICHD concerning the legal status of any country, territory or armed groups, or concerning the delimitation of its frontiers or bound.

# COMMUNITY SAFETY, LIVELIHOODS AND SOCIO- ECONOMIC DEVELOPMENT

KARAMOJA, UGANDA



# CONTENTS

---

Acknowledgements	9
List of Abbreviations	10
Executive Summary	11
Terminology	18

## INTRODUCTION

---

Background to the study	20
DRC/DDG	20
DRC/DDG's work in Karamoja	20

## SURVEY OBJECTIVES

Survey team	26
Approach and Methodology	26
Mainstreaming gender and diversity	28
Research questions	29
Research methods used in the field survey	30
Quantitative methods	30
Use of tablets in household questionnaires	32
Qualitative methods	33
Scope of the survey	34
Beneficiary categories	35
Survey limitations	37

## SURVEY FINDINGS

Context	40
What are the main factors affecting safety, livelihoods and socio-economic development in Karamoja?	40
What are the main challenges affecting safety, livelihoods and socio-economic development?	43
Who are the important, interested and influential actors relevant to the programme?	44
What are the main drivers of conflict in Karamoja?	44
DRC/DDG AVR Programme response to drivers of conflict	45
Relationship between DRC/DDG Programmes in Karamoja and changes in livelihood assets	46
DRC/DDG AVR programme's impact on community safety and livelihoods in Karamoja	47
Which AVR activities have had the most positive impact on safety, livelihoods and socio-economic well-being, and why?	47
Changes in the security situation	48
What types of violence do communities experience?	51

Contribution of specific AVR activities to improved safety and violence reduction	53
Community Safety Plan (CSP)	54
Conflict Management Education	57
SALW sensitisation	60
Peace Meetings	62
Community Regular Meetings	64
Communities' relationship with security providers	65
Perceived safety threats and impacts of DRC/DDG activities on community safety	68
What single activity has contributed most to community safety?	71
<b>Related livelihood benefits</b>	<b>72</b>
Livelihood benefits from improved security (real and desired) - is there a "peace dividend"?	75
Have DRC/DDG AVR activities resulted in any negative outcomes?	80
Threats to security gains achieved to date	81
Sustainability of AVR activities	81
Are there any gaps in the AVR programme?	82
Activities to curb excessive alcohol consumption	82
Rape ('forced marriage')	83
Re-stocking	83
Security of tenure of land and natural resources	84
Bribery of police	84
Out-migration	85
Greater AVR/livelihoods synergy	85

## CONCLUSIONS

Impact of the AVR programme on community safety	88
Impact of the AVR programme on community development	89
Extent to which the project has contributed to a peace dividend	90
<b>Gender dimensions</b>	<b>92</b>
<b>Synergies between DRC/DDG's AVR and livelihoods programmes</b>	<b>93</b>

## RECOMMENDATIONS

Introduction	96
Recommendations addressing primary drivers of conflict	97
Uneven disarmament and access to weapons	97
Bride prices	97
Illiteracy, poverty and unemployment	97
Famine and scarcity of natural resources	97
Recommendations for specific AVR activities	98
Gender considerations	98
Community Safety Plans and Committees	98
Conflict Management Education	98
SALW sensitisation	98
Community Regular Meetings	98
Peace Meetings	98
Recommendations for expanding AVR programme to address additional violence-related issues	99
Excessive alcohol consumption	99
Rape (including 'forced marriage')	99
Kraals	99
Regional security policy and strategic plan	99
Land rights	99
Recommendations for further integration of AVR and livelihoods programmes	100
Recommendations for future surveys	100

## ANNEXES

Annex I: Individuals interviewed	102
Annex II: Survey schedule	106
Annex III: Training schedule	108
Annex IV: Survey household questionnaire	110
Annex V: Interview checklists for FGDs, KIs and Case studies	123
Annex VI: Interview good practice	126
Annex VII: Characteristics of survey villages	127
Annex VIII: DRC/DDG Karamoja Project cycle, community engagement and AVR activities	128
Annex IX: DDG AVR Karamoja outputs to date	136
Annex X: DDG/DRC AVR Stakeholders	137
Annex XI. Links Between AVR/Livelihoods activities and livelihood assets	140
Annex XII: DDG's Change Model (draft)	141
Annex XIII: Uses of credit from Village Savings and Credit Associations (VSLA) with <10 million UGX accumulated capital	142
Annex XIV: Community Safety Committees (CSCs): formation and functions	143



Karamoja survey team



# ACKNOWLEDGEMENTS

Our sincere thanks go to Poul Thisted, DRC/DDG Programme Manager, Moroto, and Jimmy Kokedieny, DRC/DDG AVR Coordinator, for their input and support during the development of the survey methodology, for the preparations made before our arrival in Karamoja and for the support throughout the training and survey implementation phases. We are also very grateful to Karina Lynge, DDG Head of Programme Design, AVR, for her support in development of the survey methodology and questionnaire, and for reviewing the draft report. The survey coordinators are thankful to data analyst Graeme Rodgers for his support and tireless involvement throughout the planning, implementation and analysis phases.

We would also like to thank Lilu Thapa, DRC/DDG Uganda Country Director and Peter Ntimba, Senior Logistics Officer, for their support with logistics and tablet import papers. We are also very grateful to several GICHD staff (Duart Rankin, Antonia Does, Olivier Cottray and Samuel Paunila) for their support with purchasing, preparing and transporting the tablets.

We are very appreciative of the motivating support of David Putan, Bosco Lotee, Sarah Amollo, the AVR Community Safety Advisers (Eunice Achiro, Joseline Iriama, John Bosco Mukura, Eliya Chapeti Lomomgin, Jimmy Albert Aleper and Moses Loumo) during the day to day conduct of the field survey, and to the four drivers for driving us carefully and safely. We would also like to thank Hellen Asekenye, Jessica Achilla Napeyok and Patrick Okello Ogwee in particular, and all the DRC/DDG staff at Moroto, for their support and forbearance during our stay.

Lastly, the energy and good humour of the enumerators listed below and the good nature of villagers and officials interviewed made the survey a pleasure and a privilege to have participated in.

Akol Lidya

Angella Sarah

Angolere Maureen

Awilli Eve

Ayaa Scovia

Kedia Simon

Kodet Isaac

Lobongo Judith

Logiro Luka

Lokawa Michael

Lokwang Philip

Longora Irine

Nangiro Prisca

Odoki Eric

Okech Sammuel

Okono William

*Åsa Massleberg and Barry Pound*

*(survey coordinators)*

# LIST OF ABBREVIATIONS

---

**AVR**

Armed Violence Reduction

---

**CBO**

Community-based Organisation

---

**CME**

Conflict Management Education

---

**CRM**

Community Regular Meeting

---

**CSA**

Community Safety Adviser

---

**CSC**

Community Safety Committee

---

**CSP**

Community Safety Plan

---

**DDG**

Danish Demining Group

---

**DISO**

District Internal Security Officer

---

**DRC**

Danish Refugee Council

---

**FGD**

Focus Group Discussion

---

**FGM**

Female Genital Mutilation

---

---

**GBV**

Gender-based violence

---

**GICHD**

Geneva International Centre for Humanitarian Demining

---

**GISO**

Gombolola (sub-county) Internal Security Officer

---

**HI**

Handicap International

---

**IDP**

Internally Displaced Person

---

**KII**

Key Informant Interview

---

**LC1 – LC5**

Local Government Councillors at different grades

---

**LDU**

Local Defence Unit

---

**LRA**

Lord's Resistance Army

---

**NGO**

Non-governmental Organisation

---

---

**NUSAF**

Northern Uganda Social Action Fund

---

**RDC**

Resident District Commissioner

---

**SADD**

Sex and age-disaggregated data

---

**SALW**

Small Arms and Light Weapons

---

**SAS**

Small Arms Survey

---

**SP**

Security Provider

---

**ToT**

Training of Trainers

---

**UNOCHA**

United Nations Office for the Coordination of Humanitarian Affairs

---

**UPDF**

Uganda People's Defence Force

---

**UPF**

Uganda Police Force

---

**VSLA**

Village Saving and Loan Association

---

**WFP**

World Food Programme

---

# EXECUTIVE SUMMARY

## Background, objectives and methods of the survey

In December 2014, the Geneva International Centre for Humanitarian Demining (GICHD) and the Danish Demining Group (DDG) decided to collaborate in a survey of the Danish Refugee Council (DRC)/DDG's armed violence reduction (AVR) programme in the Karamoja region of eastern Uganda.

The survey objectives, agreed between DRC/DDG and the GICHD, were to:

- identify what AVR activities have had the most positive impact on safety, livelihoods and socio-economic well-being, and why;
- identify any negative impacts on any intended beneficiaries and the reasons for them; and
- provide recommendations to help DRC/DDG improve their activities and impact.

GICHD advisor Åsa Massleberg and independent livelihoods consultant Barry Pound took the lead in developing methodology, training the surveyors, implementing the survey, analysing the results and drafting the survey report while DRC/DDG assisted with dedicating several of its staff to the survey, and with hiring eight female and eight male enumerators from the Karamoja region.

The survey team used a mix of participatory qualitative and quantitative tools (household questionnaire with 415 villagers conducted using tablets, focus group discussions, key informant interviews and case studies) designed to understand the linkages between programme activities, community safety and livelihoods. The Sustainable Livelihoods Framework, which looks at the assets that can be accessed by rural communities, and the impact of shocks on these assets was used to understand the outcomes of the AVR programme on stakeholders within a sample of 12 villages within Moroto and Napak Districts of Karamoja.

The survey coordinators were conscious of mainstreaming gender and diversity considerations throughout the survey's planning, design, training, implementation and analysis stages.

## Survey findings

Karamoja is the least developed region of Uganda, with 82 per cent of the population living below poverty line. Livestock ownership is of great value and status among the *Karamajong* and is central to cultural, economic and social life. Cattle-raiding is related to the desire to accumulate cattle, and is a potent factor in insecurity in the region. A special report on Security Provision and Small Arms in Karamoja<sup>a</sup> suggests three types of conflict: a) conflict and insecurity *between ethnic groups*; b) conflict *between the State and Karamoja society*; and c) conflict and insecurity *within ethnic groups*.

Main challenges facing Karamoja include poverty, lack of resources, lack of alternative livelihoods and lack of education, negative cultural practices and mistrust and resentment engendered by forced disarmament. Main drivers of conflict include uneven disarmament, poverty and hunger, illiteracy and unemployment, high bride price (reduced over recent years), and access to weapons. It is a cause for reflection that the DRC/DDG AVR programme is not directly tackling many of these main drivers of conflict, although a complementary DRC/DDG programme for Livelihoods and General Food Distribution is addressing hunger and unemployment.

## Impact of specific AVR activities

AVR programme activities include the participatory development of community safety plans, conflict management education for communities and security providers, small arms and light weapons sensitization through drama and song, community regular meetings and peace meetings.

**Community safety plans (CSPs)** are owned by communities and are effective as they have influence beyond direct AVR by focusing on issues such as rape, education and alternative livelihoods. They impact on community safety through a number of mechanisms, and allow other organisations to build initiatives around community safety committee (CSC) structures.

**Conflict management education (CME) for communities** has proved to be effective in raising awareness of domestic conflict in particular, and providing a framework for individuals and families to confront issues before they escalate, while *CME for the security providers* has led to a greater awareness of the negative consequences of conflict with communities, and changes in practices and attitudes in the security providers. This has led to increased trust and interaction between communities and security providers, and has improved security providers' response to security threats.

**Small arms and light weapons sensitisation (SALW)** has been very effective in changing attitudes about gun ownership. Drama, song and radio have reached a mass audience and also touch on other social problems (drunkenness, domestic violence, rape and school enrolment).

**Community regular meetings** have been effective in bringing civic and military stakeholders together, discussing safety challenges and formulating, expediting and following up on actions to be taken.

**Peace meetings** have proved effective in bringing conflicting parties together to try to resolve differences and cut the cycle of raids and counter-raids.

Evidence from the survey shows that all six AVR activities are perceived as useful by local communities and key informants and that community safety has improved during the programme period. There is also strong evidence that the AVR programme, together with efforts by other agencies and some key changes in cultural norms, have been effective in raising awareness of the dangers and consequences of violence, and in actually reducing violence between tribes, between families and within families. Overall, community safety has improved over the programme period to date.

While external threats from raiding have diminished, conflicts within families and within villages represent bigger problems for communities. Abduction is perceived to have diminished, but the threat of theft is significantly more serious now. In addition to safety benefits, households' economic well-being appears to have improved during the programme period.

### Impact of the AVR programme on community development

It is often assumed that improved safety automatically results in enhanced development. This report emphasises that, while safety and security are preconditions for sustainable development, improved safety does not always lead to improved development. Experiences from Karamoja indicate that significant improvement in livelihoods requires considerably more than just improved safety. Communities struggle to identify alternative livelihoods and many informants noted that they are hungrier now compared to 10 years ago.

Fortunately, many encouraging activities exist, and can be built on, such as DRC/DDG's livelihoods programme, establishment of village saving and loan associations (VSLAs), the Nabulatok resolution<sup>9</sup>, communities reporting incidents to the police, collaboration between Uganda People's Defence Force (UPDF) and Local Defence Units (LDUs), and the fact that many people are tired of violence.

## Gender dimensions

Many of the survey findings reveal a surprising level of consistency between women and men's perceptions related to safety, threats to safety and the significance and usefulness of DRC/DDG's activities. There are, however, a few instances when differences can be detected, including the perceived safety threats related to rape, with women perceiving rape as a greater threat than men. Findings reveal that women are less aware of and participate less in all AVR activities compared to men. This difference clearly indicates the importance of including both women and men in surveys, and of collecting and analysing all data in a sex-disaggregated manner, to enable the identification of such differences in the first place.

## Synergies between DRC/DDG's AVR and livelihoods programmes

The Uganda programme has strong structural and programming synergies between its DRC/DDG components (AVR and Livelihoods). These synergies are particularly relevant, given the linkages between safety, socio-economic development and livelihoods.

## Recommendations addressing primary drivers of conflict

- **convene** stakeholder workshops to map the present disarmament situation in Karamoja, and any trends that are emerging;
- **share** key workshop findings and recommendations with relevant authorities and security providers;
- **utilise** DRC/DDG's presence in Kenya and South Sudan and further build on, and strengthen, cross-border programme collaborations;
- **commission** research on the trajectory of bride prices in different parts of Karamoja, and include issues related to bride price moderation in sensitisation drama and songs;
- **identify** potential areas of employment and income generation for women and men;
- **identify** suitable training and resources required to support women and men in gainful employment;
- **encourage** the government to enforce national minimum labour standards on employers;
- **develop** a strategy that allows DRC/DDG to gradually move from a humanitarian agricultural livelihoods programme to a development programme;
- **develop** environmentally sustainable, community-level land-use plans to start reversing dependence on the present survival-induced degrading conversion of natural capital to financial capital;

- **encourage** the establishment of district agricultural task forces to coordinate land-based development in a transparent way.

### Recommendations for specific AVR activities:

- **pay more attention** to gender dimensions in programme design and implementation phases;
- **ensure** women are better informed of the various activities;
- **ensure** all sensitisation work that targets girls and women specifically is designed in ways that recognise the high level of female illiteracy;
- **encourage** active participation of female community members in all AVR activities;
- **promote** increased awareness among women and men of the reasons why it is important to involve women in peace meetings to promote inclusive and sustainable peace;
- **identify** and implement a process to enable the monitoring, reviewing and updating of CSPs;
- **develop** and implement a programme of capacity-building to refresh and augment the skills and knowledge of CSCs;
- **continue** with CME to consolidate awareness of conflict issues and their management;
- **continue** to use training of trainers (ToT) to embed skills and knowledge of CME locally and to extend its reach to more communities;
- **continue** to provide monitoring and overall coordination of the CME programme;
- **continue** with SALW sensitisation to consolidate awareness;
- **devolve** responsibility for CRM to the appropriate government authorities; and
- **devolve** responsibility for peace meetings to the appropriate government authorities.

### Recommendations for expanding AVR programme to address additional violence-related issues

Assuming necessary resources are made available, there is a clear justification for expanding DRC/DDG's programmes to cover a number of additional violence-related issues that have been identified by communities as impacting on their safety and livelihoods, as follows:

- **conduct** a study of different aspects of alcohol-related violence and its relationship to violence in communities;
- **use** sensitisation activities to raise awareness of the problem, its negative impacts and the benefits of changing behaviour;
- **convene** workshops with relevant stakeholders to understand the scope of the problem of rape and ways of addressing it;
- **raise awareness** and openness about the issue through drama and radio to underscore the negative consequences for the victim, and highlight what can be done to report and follow up the crime;
- **give** more attention to the semi-permanent and migratory kraals;
- **encourage** government and relevant NGOs/CBOs to develop a region-wide, government-driven security policy and strategic plan.;
- **expand** activities to include land rights-related issues;
- **conduct** land rights assessment, with a view to better understand key land rights-related issues;
- **assess** linkages between land rights and current DRC/DDG activities; and
- **link up** with local, national and international NGOs that focus on land rights and are operating in Karamoja, to explore opportunities for future collaboration.

## Recommendations for further integration of AVR and livelihoods programmes

- **expand** livelihoods programme to areas where the AVR programme is, or has been, implemented;
- **expand** AVR and livelihoods programmes to new areas where there is an identified need;
- **design** livelihoods activities based on key issues identified during the CSP process;
- **target** the same beneficiaries across the two programmes;
- **draft** funding proposals that clearly highlight the linkages between the two programmes;
- **design, implement and monitor** the programmes jointly; and
- **jointly characterise** and quantify diversity within DRC/DDG-targeted communities.



## Recommendations for future surveys

- **provide** feedback on the findings of this survey to those who contributed their ideas;
- **consider** adding an initial reconnaissance visit to ensure that context specific issues, cultural aspects and income sources are incorporated into the household questionnaire;
- **use** tablets and a professional data analyst where possible;
- **train and deploy** a balanced mix of locally recruited female and male enumerators and ensure gender balance among other staff involved in the survey;
- **review and translate** (when relevant) the household questionnaire with national staff and enumerators, to ensure it is context appropriate and specific;
- **conduct** separate FGDs and case studies with female and male community members; and
- **ensure** data is collected and analysed in a sex-disaggregated manner.

## ENDNOTES

<sup>a</sup> Special report on Security Provision and Small Arms in Karamoja by Kees Kingma, Frank Muhureza, Ryan Murray, Matthias Nowak and Lilu Thapa. 2012. Small Arms Survey/DDG

<sup>b</sup> The Nabulatok Resolution (named after a DDG-facilitated Peace Meeting) demands compensation to the rightful owner by the perpetrator of theft of double the quantity stolen.

# TERMINOLOGY

---

## Armed violence:

The “use or threatened use of weapons to inflict injury, death or psychological harm, which undermines development”<sup>1</sup>

---

## Cattle raids:

Cattle raiding or cattle rustling is a customary activity of pastoral communities in the Rift Valley region of East Africa and is widely practiced among the Karamojong and neighbouring pastoralist groups in Kenya and South Sudan. Traditionally, cattle raiding was often an “in-built cultural tendency and an economic coping strategy, usually regulated by the elders.”<sup>2</sup>

---

---

## Conflict:

The DDG defines conflict as: “an incompatibility between different goals, interests, values, needs and/or understandings.”

---

## Household:

Any group of individuals living under the same roof who eat from the same kitchen at least five times per week.

---

## Karamojong:

The tribes living in Karamoja. Major tribes are the Bokora, Dodoth, Jie, Matheniko, Pian and Pokot, and minor tribes include the Ik and the Tepeth.

---

---

## Kraals:

Also traditionally called bomas, are non-permanent enclosures where the Karamojong keep their cattle at night. They are often fortified with thorny fences and defended by warriors against possible raids. Those protected by the Uganda People’s Defence Force (UPDF) and Local Defence Units (LDCs) are called Protected Kraals.

---

## Manyattas:

Karamojong settlements consisting of semi-permanent grass-thatched houses built of mud and wattle. These settlements are often fenced with sticks and thorny bushes as a protective measure.

---



## INTRODUCTION

## BACKGROUND TO THE STUDY

To better understand the development results of demining activities, the Geneva International Centre for Humanitarian Demining (GICHD) has implemented three landmine and livelihoods surveys: Yemen (2009), Afghanistan (2010 and 2011) and has provided distance support to a third survey that the Mine Action Coordination Centre of Afghanistan (MACCA) implemented independently in 2013.<sup>3</sup>

Recognising the value these surveys added to mine action programmes in terms of better understanding how communities are affected and how programming can improve to promote more sustainable results, Danish Demining Group (DDG) and GICHD conducted a similar survey of DDG's community safety programme in Somaliland in 2013. The final Somaliland survey report is available on the GICHD website.<sup>4</sup>

Given positive feedback on the Somaliland survey, the GICHD and DDG explored possibilities of conducting additional surveys, and decided to collaborate in a survey of the Danish Refugee Council (DRC)/DDG's armed violence reduction (AVR) programme in the Karamoja region of eastern Uganda.

## DRC/DDG

DRC is a humanitarian, non-governmental, non-profit organisation founded in 1956 that works in more than 30 countries throughout the world. DRC fulfils its mandate by providing direct assistance to conflict-affected populations – refugees, internally displaced people (IDPs) and host communities in the conflict areas of the world; and by advocating on behalf of conflict-affected populations internationally and, in Denmark, on the basis of humanitarian principles and the Human Rights Declaration. DDG is the AVR unit of DRC.

### **DRC/DDG's work in Karamoja**

As a result of armed conflict and civil strife over the past two decades, northern and western areas of Uganda were contaminated by landmines and explosive remnants of war (ERW), particularly along the country's borders with South Sudan and the Democratic Republic of Congo. In 2007, DDG started implementing a landmine/ERW clearance programme in Uganda in collaboration with the Uganda People's Defence Forces (UPDF) and the Uganda Police Force (UPF).<sup>5</sup>

In October 2010, DDG expanded its operations in Uganda by launching an AVR programme to improve community safety in the conflict-prone Karamoja region of Uganda, which was selected due to its unique context. In 2012, DRC and DDG in Uganda were merged and became one organisation, known now as DRC/DDG and managed by one Country Director.

DRC/DDG's programme in Karamoja is part of a wider initiative on AVR which started with the Somaliland programme. It has now expanded to a further 11 countries (Uganda, Somalia, Yemen, South Sudan, Kenya, Tunisia, Libya, Cote D'Ivoire, Niger, Burkina Faso and Mali), with future activities being considered in Iraq, Myanmar, Central African Republic and the Democratic Republic of Congo.

Karamoja itself is part of the "Karamoja cluster" of countries that have porous common borders across which conflicting tribes interact, mostly through cattle raiding. Because of this dynamic interaction, Karamoja cannot be treated in isolation, but rather within the context of threats from the neighbouring countries of Kenya (Turkana and Pokot tribes) and South Sudan (Didinga and Toposa tribes) in particular.

Most of the activities implemented in Karamoja were trialled in Somaliland and have been adapted to the Karamoja context. The AVR programme in Karamoja has six distinct, but inter-related, activities, detailed in Table 1. Before these are started, there is a community engagement processes – explained in Annex 8. Annex 12 presents the overall DDG Theory of Change, showing how DDG inputs should lead to certain outputs, outcomes and impacts, while Annex 9 lists some of the actual quantitative outputs of the AVR Programme to date.



## AVR ACTIVITY PROFILES

ACTIVITY	CHARACTERISTICS OF THE ACTIVITY	OBJECTIVE, AS EXPLAINED BY PROJECT STAFF
Community Safety Plan (CSP) process	<p>Conducted once per project cycle at sub-county level</p> <p>Seven-day activity: First three days involve around 100 people from communities. At the end of the three days, the 15-member Community Safety Committee (CSC)<sup>6</sup> is selected (women and men), which develops the Community Safety Plan (CSP). The CSP is then presented to, and approved by, the community. Sub-county officials decide what parts can be absorbed into the sub-county planning and budgetary processes</p> <p>CSPs are implemented by communities (led by CSCs) and supported by DDG Community Safety Advisers (CSAs)</p> <p>DRC/DDG provides refreshments, lunch and transport refund where appropriate, and provides capacity-building support to CSCs</p> <p>All DRC/DDG's programme components (AVR, livelihoods and food distribution) support and monitor CSP implementation</p>	<p>To develop a community-owned plan that the community can implement with support from local government</p> <p>To improve the safety of the community over time</p> <p>To improve the capacity of the community to address its challenges and aspirations</p>
Conflict Management Education (CME) to communities	<p>Four-day activity at village level involving groups of 20 (mixed women and men) community representatives. Several groups can be trained per village, depending on demand and resources.</p> <p>Day 1 = What is conflict and how does it arise? Day 2 = How to prevent / manage conflict; Day 3 = What are the causes of conflict (not symptoms, but causes – cultural, historical, environmental, political, economic...)? Day 4 = Building consensus on what to do in the local context.</p> <p>DRC/DDG provides refreshments during the sessions.</p>	<p>To reduce internal community conflict before it escalates into something bigger and more serious</p>
CME to Security Providers (UPDF/LDU/UPF)	<p>Similar to above, but implemented over two days (using morning and afternoon sessions)</p> <p>Usually conducted separately for police and army</p> <p>More in-depth compared to community CME as participants' standard of education is generally better than that of community members. Participants are given a certificate. Lunch is provided during training. Training of trainers (ToT) is conducted (takes four days). Trained staff then go on to train others in the UPF/UPDF</p>	<p>To get security providers to realise they are a source of conflict with communities, and how to mitigate that conflict</p> <p>To build capacity in participatory engagement with communities</p>

<p><b>Small Arms and Light Weapons (SALW) sensitization</b></p>	<p>Done through drama and song</p> <p>Drama group of around 15, selected and trained at sub-county level</p> <p>Large audiences at village level (all ages)</p> <p>Each drama contrasts a dysfunctional and violent family using the gun with a peaceful and harmonious family, and looks at the respective outcomes</p> <p>Messages are also broadcast over the radio (with listener feedback provided). In addition there are radio debates, again with listener feedback. Radio programmes are expensive, but reach a wide audience (N.B. Neneh FM radio from Moroto cannot reach some villages due to mountains blocking the signal).</p> <p>Transport allowances are given to the drama groups</p>	<p>To influence attitudes to owning and using weapons and the use of violence</p> <p>To reduce destructive gun-related behaviour</p> <p>N.B. also influences other social issues, including reducing school absence and alcohol abuse</p>
<p><b>Community Regular Meetings (CRM)</b></p>	<p>Done at sub-county level, bringing together civil and military stakeholders (community opinion leaders, security providers and government officials)</p> <p>All sides present their challenges, and come to see the difficulties and potentials of the others</p> <p>Safe platform where all can admit mistakes, and all can bring information on security challenges</p> <p>From there the stakeholder start to work together to tackle the problems raised</p>	<p>To provide a regular forum for all relevant stakeholders to meet and discuss security challenges and to find solutions to them and allocate responsibility</p> <p>To build trust and respect between community members and security providers</p>
<p><b>Dialogue Peace Meetings</b></p>	<p>These respond to concept notes brought to DRC/DDG from district or sub-county authorities.</p> <p>The meetings bring together the tribes involved in conflict (can be from Kenya / South Sudan) plus security providers and government</p> <p>DRC/DDG provides water and a bull for slaughter and consumption</p> <p>DRC/DDG is present at the meetings, but normally encourages the government officials to facilitate. Sometimes DRC/DDG mediates as a neutral party</p>	<p>To provide a safe forum for those in serious conflict to come together and try to resolve the conflict</p> <p>To improve security at an inter-tribal (and sometimes cross-border) level</p>
<p><b>Research</b></p>	<p>Studies by independent organisations</p>	<p>To provide independent evidence of project outcomes and impacts to inform management, donors and other stakeholders.</p>

Table 1. AVR activity profiles







## SURVEY OBJECTIVES

The survey objectives, agreed between DRC/DDG and the GICHD were to:

- identify what AVR activities (conducted by the DRC/DDG team in Karamoja) appear to have the most positive impact on safety, livelihoods and socio-economic well-being, and why;
- identify any negative impacts on any intended beneficiaries and the reasons for them; and
- provide recommendations to help DRC/DDG improve their activities and impact.

The survey is also valuable to the GICHD as the organisation is seeking to explore how its experiences in working with mine-affected communities may be beneficial to exploring issues related to broader human security, including AVR.

## SURVEY TEAM

GICHD advisor Åsa Massleberg was joined by independent agriculture and livelihoods consultant Barry Pound, who led the first landmines and livelihoods survey in Yemen and two surveys in Afghanistan, in coordinating the survey. They took the lead in developing methodology, training the surveyors, implementing the survey, analysing the results and drafting the survey report. DRC/DDG assisted with dedicating several of its staff to the survey, and hiring eight female and eight male enumerators from the Karamoja region to conduct the household questionnaires. Also, female and male DRC/DDG Community Safety Advisers accompanied the survey coordinators during the qualitative aspects of the survey (including focus group discussions (FGD), key informant interviews (KII) and case studies). New York-based data analyst Graeme Rodgers provided support throughout the survey.

## APPROACH AND METHODOLOGY

The survey team used a mix of participatory qualitative and quantitative tools designed to understand the linkages between programme activities, community safety and livelihoods. In addition, views and information provided by DRC/DDG staff in Nairobi, Kampala and Moroto were sought directly and through secondary data. Annex I provides a list of people consulted during the survey.

The Sustainable Livelihoods Framework depicted below was used as a people-centred, holistic analytical framework to understand the outcomes<sup>7</sup> of the AVR programme on stakeholders within Karamoja. The framework looks at the assets (social, human, natural, financial and physical) that can be accessed by rural communities, and the impact of shocks (both natural and man-made) on these assets. It also con-

siders outside influences, such as government policies/actions and non-governmental organisations (NGOs) and private sector programmes. Together, these influences and assets lead to individuals, families and communities developing livelihood strategies aimed at achieving certain livelihood outcomes. It is assumed that the DRC/DDG programmes have a significant influence on these strategies and outcomes.

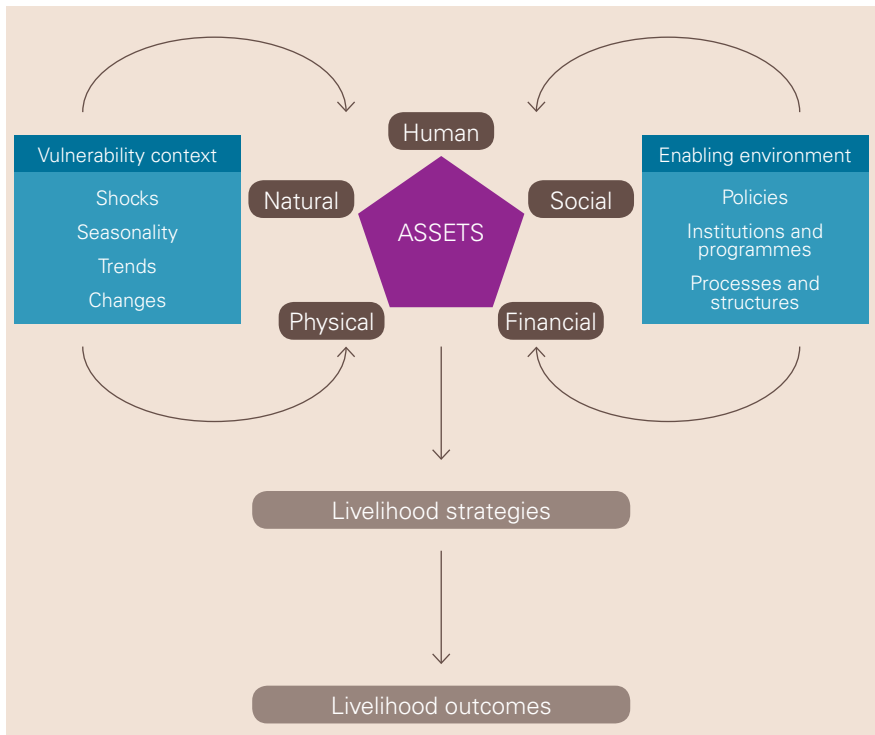


Figure 1: The Sustainable Livelihoods Framework

While the survey focused on life changes for, and behavioural changes of, women, girls, boys and men living in rural communities in Karamoja, it also explored changes brought about in Uganda’s security providers: UPDF, UPF, the Local Defence Units (LDUs) and local government at district, sub-county and village levels.

The survey coordinators were conscious that DRC/DDG is only one of several organisations working towards AVR in Karamoja, so an understanding of the institutional landscape and of the development and political contexts within which DRC/DDG operates was important.

## Mainstreaming gender and diversity

Women, girls, boys and men are often affected differently by violence and may therefore hold distinct knowledge and may also have specific and varying needs and priorities. This means that they sometimes need to be assisted in different ways. Sex and age often influence exposure to violence and the type of violence, as well as the risk of becoming a victim.

Due to their gender-specific mobility patterns and roles and responsibilities, women, girls, boys and men may have distinct experiences of and perspectives on violence, and could therefore have distinct concerns, needs and priorities regarding solutions for how to address violence and promote sustainable peace.

Gender-specific roles and responsibilities further mean that different gender groups may not have the same abilities and possibilities to actively participate in programme activities. Diversity issues including, but not limited to, disability, occupation and socio-economic status often also significantly impact an individual's ability to participate in, and benefit from, programme activities in a meaningful way.

The survey coordinators were conscious of mainstreaming gender and diversity considerations throughout the survey's planning, design, training, implementation and analysis stages. This manifested itself in:

- including one female and one male survey coordinator;
- hiring equal numbers of female and male enumerators, all from the Karamoja region;
- including a session on gender and diversity in the enumerator training;
- involving female and male DRC/DDG AVR staff as survey team leaders;
- translating the English version of the household questionnaire into Karamojong language, through the assistance of DRC/DDG AVR staff and enumerators;
- organising separate focus group discussions (FGDs) and key informant interviews (KIIs) with female and male community members;
- conducting individual case studies with females and males;
- ensuring household questionnaires were designed in ways that allowed diversity (ethnicity, occupation, etc.) and sex and age-disaggregated data (SADD) to be collected and subsequently analysed; and
- monitoring survey respondents' diversity and sex profiles, enabling better targeting of sample groups to ensure accurate representation of diversity and gender groups.

## Research questions

Research questions are divided into two sections. The first explores the AVR programme's focus and the context in which it is implemented. The second section relates more directly to the main objectives of the survey. Principal research tools are listed in the matrix below:

RESEARCH QUESTIONS	RESEARCH METHOD(S) USED
<b>a) Background/context questions</b>	
What is the programme trying to achieve, and what is it doing to make this happen?	<ul style="list-style-type: none"> <li>• Programme briefing</li> <li>• Brainstorming linking programme activities to livelihood benefits</li> </ul>
Who are the important, interested and influential actors relevant to the programme?	<ul style="list-style-type: none"> <li>• Stakeholder analysis</li> </ul>
What are the main factors affecting safety; livelihoods and socio-economic development; and which programme activities are associated with these?	<ul style="list-style-type: none"> <li>• Project briefing</li> <li>• Brainstorming drivers of conflict</li> </ul>
What was the safety situation at the start of the programme?	<ul style="list-style-type: none"> <li>• Secondary data</li> <li>• Baseline studies</li> </ul>
What is the context in which the programme is implemented?	<ul style="list-style-type: none"> <li>• All of the above</li> <li>• KII with DDG's Head of Programme Design, Armed Violence Reduction</li> <li>• KIIs with district, sub-county and village authorities</li> </ul>
<b>b) Outcome questions</b>	
What activities (see below) have had the most positive impact on safety, livelihoods and socio-economic well-being and why?	<ul style="list-style-type: none"> <li>• Household questionnaires</li> <li>• KIIs</li> <li>• FGDs</li> <li>• Case studies with individuals or households</li> </ul>
Have DDG/DRC's AVR activities resulted in any negative impacts on the communities. If so, what were the reasons?	<ul style="list-style-type: none"> <li>• Household questionnaire</li> <li>• KIIs</li> <li>• FGDs</li> <li>• Case studies with individuals or households</li> </ul>

Table 2: Research questions and methods used in the survey

The second section explores the following DRC/DDG activities:

- CSP process;
- CME to communities;
- CME to security providers;
- SALW sensitisation;
- CRMs between security providers, local authorities and community members; and
- peace meetings.

## Research methods used in the field survey

The survey used a combination of quantitative and qualitative methods:

### Quantitative methods

#### Household questionnaires

Using tablets, the survey teams interviewed a total of 212 female and 203 male respondents over seven days in the field. Respondents were not chosen at random from the total population, but were those individuals who were encountered in the villages. The questionnaire is provided in Annex 4. The enumerator/supervisor two-day training schedule is available in Annex 3. The number of questionnaires required to gain statistically-viable representation from the selected villages was determined using the village population figures provided by the project staff, and the sample calculator at [www.surveysystem.com/sscalc.htm](http://www.surveysystem.com/sscalc.htm) to calculate the theoretical sample

size required. The population of the eight selected villages was 6627. For a confidence interval of five and a confidence limit of 95 per cent the survey needed a minimum sample of 363 questionnaires, which was comfortably achieved.<sup>8</sup>



Figure 2: Completing a questionnaire interview using a tablet in Nabuim village

### Distribution of the questionnaire sample

The questionnaire interviews covered 415 villagers from eight main villages and their satellite sub-villages in four sub-counties of two districts. 51 per cent of the respondents were female and 49 per cent male. The ethnic distribution (which closely correlates with geographic location) is shown in the pie diagram below, with the Tepeth, Bokoro and Matheniko tribes dominating the sample:

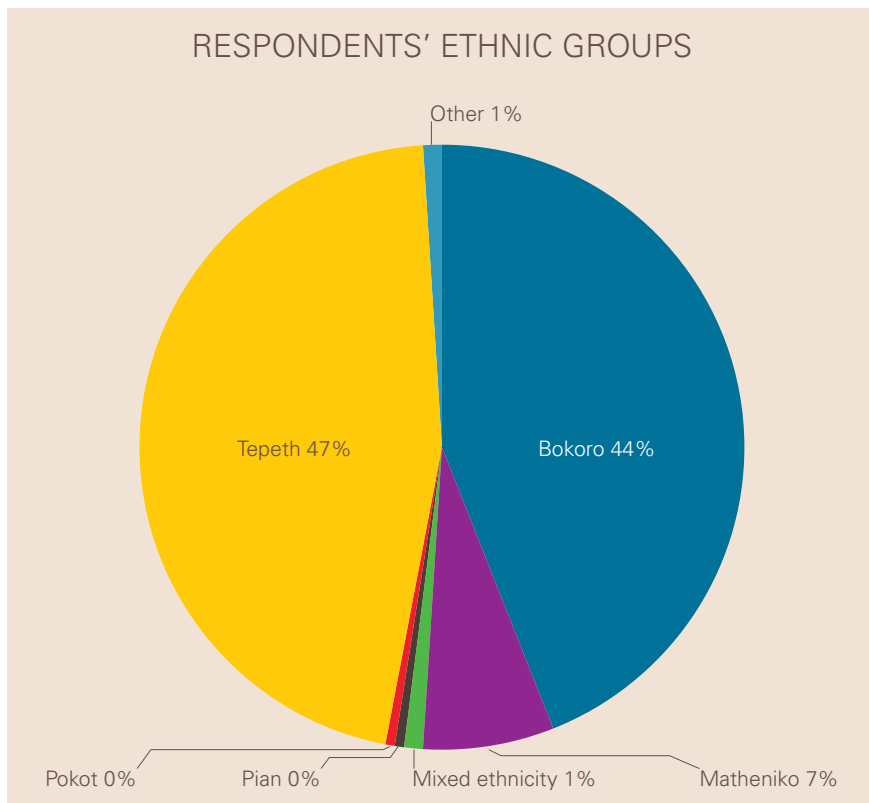


Figure 3: Respondent's ethnic groups

80 per cent of respondents lived in wood/mud houses and 84 per cent owned land.<sup>9</sup> 93 per cent of female and 79 per cent of male respondents could not read or write. 50 per cent of boys of primary school age attended school, while only 37 per cent of girls of primary school age attended school<sup>10</sup>. The sex of the household head was male for 72 per cent of the sample. Of the 28 per cent female-headed households, 42 per cent were so as a result of being widows and 41 per cent because their husbands were away. More than 50 per cent of respondents had taken part (participated actively or passively) in one or more DRC/DDG AVR activities.

## Use of tablets in household questionnaires

The survey was a pilot project in the sense that it was the first time the GICHD and DRC/DDG used tablets to conduct the household questionnaire and an on-line survey programme to analyse information. A contracted New York-based data analyst assisted with uploading the final version of the questionnaire on all tablets prior to departing to Uganda. Connecting the tablets to the data analyst's survey programme (i-Survey) account was straightforward, and only required wireless internet connection. The 16 enumerators were equipped with one tablet each and used these throughout the implementation of the survey.

During the survey implementation, enumerators handed over tablets to the survey coordinators on returning to DRC/DDG's Moroto base every afternoon. Tablets connected automatically to wireless at the DRC/DDG office, transferring all uploaded information to the i-Survey account. The data analyst assisted with summarising all the quantitative data on a daily basis. It was possible to charge the tablets every evening and battery life was sufficient to last for a full day in the field. Regular uploading of questionnaires meant survey coordinators received a summary of completed questionnaires at the end of every day. This was a very efficient and effective process, as the tedious task of managing hundreds of paper questionnaires was avoided, thereby saving considerable time and resources. Quality assurance was effortless, through use of tablets, as enumerators could not move onto the next page of the questionnaire if any questions remained unanswered. Regular updates from the data analyst further enabled survey coordinators to monitor the profile of survey respondents, which greatly facilitated the monitoring of gender and diversity considerations.

All of the completed questionnaires were analysed, as all data was clean and useable. All tablets had GPS functions, and the exact location of each household questionnaire was automatically logged. This made it possible to visualise the geographical spread of completed questionnaires within and between villages (and confirm that each interview was conducted in the field).







Figure 4: Google image of the geographical spread of questionnaire interviews in Kalesa village, Napak District. The image clearly shows the two manyattas and the household compounds within each manyatta.

## Qualitative methods

### Focused Group Discussions (FGDs)

Survey coordinators and DRC/DDG staff held a total of 12 FGDs with community members in groups of three - 20. Most were groups of either women or men although a few were mixed. Most of the participants had been involved in at least one AVR activity. FGDs were also held with school and health centre staff and with members of the security providers. Checklists for all qualitative tools are provided in Annex 5, though discussions often followed the situation and experience of those being interviewed, rather than a standard set of questions.

### Key Informant Interviews (KIIs)

10 KIIs were conducted with district, sub-county and village authorities, school and health centre staff and with security providers. Both women and men were interviewed. An umbrella NGO (Riamiriam) was also interviewed, as was the DDG's Head of Programme Design, AVR in Nairobi.

### Case studies

Nine case studies were conducted with individual women and men and families who could provide a particular perspective on the relevance of, and outcomes from, AVR activities.

### Observations and photo-records

The development situation and any tangible outcomes of the AVR and livelihood activities were observed and, where permitted, photographed. During the survey a set of good practice principles (developed during the enumerator/supervisor training and included at Annex VI) was observed where possible.

## Gender dimensions

It is important to note that qualitative fieldwork (FGDs, KIs and case studies) was not rigidly standardised in the sense that the survey coordinators and their teams did not interview equal numbers of female and male community representatives in all communities, and did not base discussions, interviews and case studies around standardised questions. Also, no women were interviewed during qualitative meetings in Nabuim community, due the fact that the female survey coordinator did not travel to this community. It should also be underlined that while the male survey coordinator and his team predominantly spoke to male community representatives, the female survey coordinator and her team spoke to female and male representatives. This would explain the fact that more information from male representatives is presented, compared to female, with regards to information obtained from qualitative tools. Findings from qualitative interviews and meetings do therefore not allow for a direct comparison between information obtained from female and male representatives.

## Scope of the survey

The field survey covered Moroto and Napak districts of Karamoja.



Figure 5: Uganda map, Karamoja region

In all, 12 villages were surveyed (Lopei Trading Centre, Kalesa, Lomuria, Naregai/Lolim, Loluk, Naronit, Lonyilik/Lokiles, Kosiroi, Nabuim, Musupo, Musas and Logurepe). These villages were selected using the following criteria, developed with DRC/DDG staff:

- adequate safety and access;
- involvement with programme activities for three years;
- community size large enough to have a mix of social categories (>50 households);
- contrast of at least two ethnic or tribal identities; and
- contrast of at least two main community activities (pastoralism, sedentary farming, commercial activities, mineral exploitation etc.).



Figure 6: Photographs depicting some of the activities in the survey area

A matrix showing the characteristics of the selected villages is included as Annex 7.

### Beneficiary categories

Survey coordinators and DRC/DDG staff identified 12 project beneficiary categories. When possible these were sampled in the qualitative interviews to get a wide spread of perspectives on DRC/DDG activities and their outcomes.

1. Youth (male and female)
2. Village heads
3. Opinion leaders (influential leaders)
4. Widowed and divorced women
5. District/local authorities
6. Security providers
7. Pastoralists
8. Warriors/reformed warriors
9. CSC members
10. Persons with disabilities
11. Farmers
12. Others

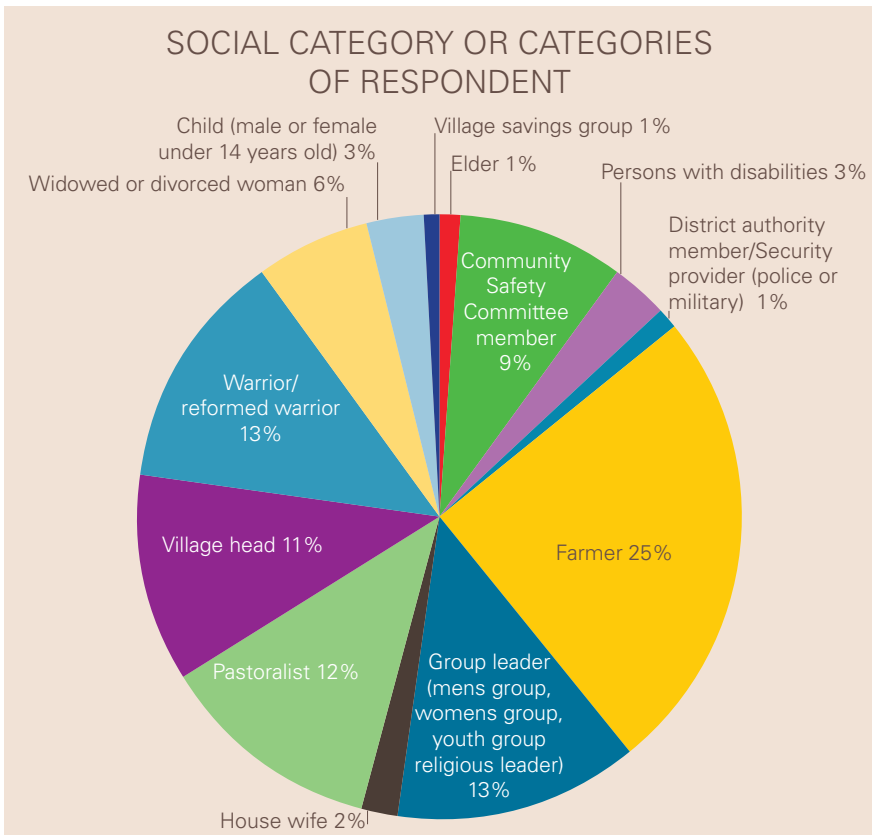


Figure 7: Social category or categories of respondent

The questionnaires recorded which of these categories the respondents belonged to (note that an individual may belong to two or more categories at the same time) so that the respondent's answers could be correlated with his or her social category. Figure 7 shows the distribution of the categories among respondents with farmers, warriors/reformed warriors (men between 14 and 35 years old), group leaders, pastoralists and village heads occupying the first five places numerically.

## Survey limitations

The AVR programme covers five districts in Karamoja (Moroto, Nakapiripirit, Napak, Amudat and Kotido). However, due to time and resource limitations, this survey only covered Moroto and Napak districts. In addition, the selection of survey villages was limited to those that were sufficiently safe to visit and also accessible by road (with a short walk in some cases). Within these limitations every effort was made to select a representative cross-section of communities using the criteria listed above.

Working time in each village was limited to around four hours per day because a significant proportion of the adult population (both women and men) consumed alcohol (local beer and brought-in spirit) from around mid-day. The survey teams therefore left the villages around 1.30 pm each day. Some sections of the population may have been left out because they were working during this period. In addition, those living in isolated kraals (more or less temporary groups of households living within a fence) were not included because these were not easily accessed.

DRC/DDG has not categorized households within communities in any way (wealth ranking, farm size etc.), so the survey team had no sampling framework from which to select participants for FGDs or case studies. Questions were included in the questionnaire to capture the social category of the respondent and his or her socio-economic status.

It was not possible to make appointments with senior district officials due to high level visitors to Moroto at the same time as the survey was conducted. This unfortunately meant that their perspectives were not included.

The Karamoja region was new to the survey coordinators (although both had worked previously in other parts of Uganda). This meant that without a reconnaissance visit it was difficult to predict all the issues that needed to be covered in the questionnaire. An example is the problems of alcohol-induced violence.

## ENDNOTES

- <sup>1</sup> OECD (Organisation for Economic Cooperation and Development). 2009. Armed Violence Reduction. Enabling Development. [http://www.genevadeclaration.org/fileadmin/docs/OECD\\_Guidelines.pdf](http://www.genevadeclaration.org/fileadmin/docs/OECD_Guidelines.pdf)
- <sup>2</sup> Mkutu KA. 2007. Impact of small arms insecurity on the public health of pastoralists in the Kenya-Uganda border regions. *Crime, law and social change*. Vol 47, No 1, pp33-56
- <sup>3</sup> All landmines and livelihoods reports are available on the GICHD website: [http://www.gichd.org/mine-action-topics/security-and-development/socio-economic-surveys/#.VMlgnPnF\\_y0](http://www.gichd.org/mine-action-topics/security-and-development/socio-economic-surveys/#.VMlgnPnF_y0)
- <sup>4</sup> [http://www.gichd.org/mine-action-resources/publications/detail/publication/safety-security-and-socio-economic-wellbeing-in-somaliland/#.VMlG1\\_nF\\_y1](http://www.gichd.org/mine-action-resources/publications/detail/publication/safety-security-and-socio-economic-wellbeing-in-somaliland/#.VMlG1_nF_y1)
- <sup>5</sup> GICHD, Mine Action and Armed Violence Reduction, Uganda, Case Study, September 2012, [http://www.gichd.org/fileadmin/GICHD/topics/development/ma\\_development-2/AVR/AVR-Uganda-case-study-Sep2012.pdf](http://www.gichd.org/fileadmin/GICHD/topics/development/ma_development-2/AVR/AVR-Uganda-case-study-Sep2012.pdf)
- <sup>6</sup> See Annex XIV for a description of the establishment and role of CSCs.
- <sup>7</sup> An outcome is 'the likely or achieved short-term and medium-term effects of an intervention's outputs.' <http://www.oecd.org/dac/evaluation/2754804.pdf>
- <sup>8</sup> For definitions, please consult <http://www.surveysystem.com/sscalc.htm#one>
- <sup>9</sup> Includes long-term usufruct and customary occupation of land
- <sup>10</sup> Many families cannot afford to send all their children to school. In the past the World Food Programme (WFP)-supported school feeding programmes provided school meals, enabling more children (especially girls) to attend school. Attendance went down when the programme was reduced or stopped.
- <sup>11</sup> A bustling market with diverse products being sold from different parts of the region, such as this one in Moroto, could be seen as a clear indicator of peace and security.



## CONTEXT<sup>12</sup>

### **What are the main factors affecting safety, livelihoods and socio-economic development in Karamoja?**

Karamoja is the least developed region of Uganda, with 82 per cent of the population living below poverty line<sup>13</sup>.

With a small arms death rate of 600 per 100,000, Karamoja has the highest level of small arms-related deaths and injuries in Uganda, including the northern region where the Lord's Resistance Army (LRA) used to operate<sup>14</sup>.

Only 46 per cent have access to safe drinking water, and eight per cent have access to sanitation units. The global acute malnutrition rate across the region is 11 per cent, compared to a national level of six per cent. Figures taken from the 2004 Uganda Bureau of Statistics show that literacy rates in the region are 21 per cent compared to a national average of 68 per cent. 60 per cent of 6–25 year olds have never been to school compared to 14 per cent nationally. Infant mortality rates are twice the national average. Limited livelihood opportunities have resulted in high levels of migration to Kampala. Kaduuli<sup>15</sup> claims that 90 per cent of street children under five in Kampala are from Karamoja, and Kampala City Council estimates that 80 per cent of all beggars in the city are from the region<sup>16</sup>.

Livestock ownership is of great value and status among the Karamajong and is central to cultural, economic and social life. Cattle-raiding is related to the desire to accumulate cattle, and is a potent factor in insecurity in the region.

It appears from the survey that arable farming (crops and vegetables) is increasing, although no figures have been found to substantiate this claim, while the number of cattle has decreased in most communities. The increasing importance of farming, especially in the north-east and mountain areas is corroborated in a recent household study<sup>17</sup>.

The same household economy analysis points out the differences in livelihood parameters between very poor, poor, medium and better-off groups within communities (income sources, expenditure profiles etc.) and between areas within Karamoja. For instance, south-east Karamoja is still highly dependent on livestock products and sales, while there is a much more diversified income and food profile for other areas. It also shows the importance of self-employment in most areas (cutting of firewood, grass and poles and making of charcoal for the poor groups; brewing and brick-making for the better-off) and of labouring as an income source for the very poor and poor



groups in all areas apart from the south-east. A large proportion of income (30-60 per cent) is spent on both staple and non-staple foods, with the proportion being highest for the poorer groups.

A special report on Security Provision and Small Arms in Karamoja<sup>18</sup> points out the complex nature of conflict in Karamoja, but suggests that three types of conflict seem to emerge:

- conflict and insecurity **between ethnic groups** (within Karamoja and into Kenya and South Sudan);
- conflict **between the State and Karamoja society** (a lack of integration between the *Karamajong* and the authority of the sovereign state, and resistance to authoritarian enforcement measures to pacify the region – including forced disarmament); and
- conflict and insecurity **within ethnic groups** (domestic violence, including “forced marriage” or rape, and petty crime).

The UPDF has carried out nine disarmament operations in Karamoja since 2001<sup>19</sup>, culminating in the forceful cordon and search operations that resulted in serious allegations of human rights violations, including deaths, and further resentment of the *Karamajong* towards the State and the UPDF in particular. While access to weapons appears to have become more difficult over recent years (as well as less publically acceptable), they are still available from Kenya and South Sudan and from within Uganda (including, allegedly, from the UPDF and LDU).

Traditional weapons (spears, machetes, bows and arrows) continue to be used in cattle raids, in combination with Small Arms and Light Weapons (SALW), which have proliferated over the last three decades, resulting in more lethal and protracted conflicts. While disarmament has had positive effects, it is also widely criticised for not having been balanced between tribes and between countries<sup>20</sup>. This has resulted in some communities feeling exposed and vulnerable.

The *Special Report on Security Provision and Small Arms in Karamoja*<sup>21</sup> concludes that security providers in Karamoja include the elders, many of whom are also local councillors. They deal with local and domestic conflict when possible, referring cases they cannot cope with to the police or the army. Warriors are still regarded as important security providers, particularly for protecting and recovering stock from raiders. As development progresses, it is suggested that this role will diminish and the young men who would have become warriors will then follow other pathways, such as farming, commerce and public service (including, while the threat of raids or theft persist, members of LDUs).

A major problem in poor communities is the lack of mechanisms to save small amounts of cash for later investment in vital expenditures or productive enterprises. Borrowing money from formal finance institutions is very challenging as households have little collateral and the small amounts they want to borrow are often not of interest to banks. Borrowing from informal lenders attracts high interest rates. Both methods carry risks of re-possession.

Village savings and loan associations (VSLAs) are an excellent initiative to circumvent these difficulties, and they are supported by a number of NGOs and individuals.

VSLAs provide opportunities to their members (female and male community members of all ages) to start new businesses, while providing a relatively safe introduction to managing finances and paying back loans. This can keep warrior-age young men occupied and out of trouble, and assist many families with small but important amounts of income.

Not all VSLAs flourish, and there is a need for more capacity-development, the in VSLA management. In some poor areas, such as Tapach, VSLAs have struggled as there is very little cash available to save. VSLA interest rates appear to vary between five and 12.5 per cent.

A FGD with women in Musupo revealed that they were all members of a VSLA group. The group has a total of 30 members, and has been running for two years. Each person saves 1,500 Ugandan Shillings (UGX) every Saturday. The group has so far managed to save a total of UGX 3,000,000. One woman successfully started a small business as a result.

Mercy Corps investigated VSLAs in 39 of the 145 parishes that comprise Abim, Kotido and Kaabong districts of northern Karamoja in 2014. The team found 300 VSLAs, indicating a likely number of more than 1,100 VSLAs in the Karamoja region. The amount distributed annually by groups in the region is estimated conservatively at UGX 7.3 billion and the annual value of loans at UGX 4.7 billion<sup>22</sup>. According to the Mercy Corps report, VSLA savings are commonly used for starting or expanding brewing operations (see diagram in Annex 11). This is an unintended negative consequence of saving and credit activities, as they contribute to alcohol consumption. This is damaging to communities' productive capacity, health and safety, even if it is, at the same time, providing a vital source of income to many families (women in particular<sup>23</sup>).

DRC/DDG has not been involved in the establishment of VSLAs. The organisation's livelihoods component does, however, have a micro-credit project, mainly used to support the Northern Uganda Social Action Fund 2 (NUSAF2) livelihood activities. These include supporting community groups who are involved in building soil and

water conservation terraces to buy seeds and seedlings, and to help groups bring products to the market and earn a small income.

A 2013 DRC/DDG impact assessment report notes that several DRC/DDG beneficiaries succeeded in establishing small businesses as a result of income generated under NUSAF2 and that many of these were brewing businesses. The report acknowledges the dilemma related to this, noting: *'...it may be considered if this is the most constructive outcome of NUSAF activities – taken the challenges with alcohol addiction and violence related to alcohol-intake into account.'*<sup>24</sup>

### **What are the main challenges affecting safety, livelihoods and socio-economic development?**

A DRC/DDG briefing presents the following as the main challenges facing the people of Karamoja (with additional comments by the authors):

- poverty, dependency on food aid and food insecurity due to under-development and decades of neglect;
- lack of resources (individual and government), lack of alternative livelihoods, lack of education (high illiteracy rates for men and especially for women) and lack of infrastructure (isolation from markets);
- conflict, negative cultural practices (high bride price, 'forced marriages', alcoholism, armed raids);
- disarmament – due to mistrust and resentment engendered by forced disarmament between security providers and the general population;
- natural disasters and extreme weather (seasonal variability and climate change, which may be exacerbated by land-use change and deforestation);
- mining (gold, minerals and stone, including marble) and the impact of mining rights concessions on land ownership/access (insecurity of land tenure for agriculture and pastoralism);
- the gazetting<sup>25</sup> of 36 per cent of the total Karamoja land area for national park and wildlife or forest reserves, where grazing, settlement and cultivation are prohibited (but not widely enforced);
- decrease of livestock due to raids, disease and drought, and the use of livestock sales to provide emergency income; and
- deforestation due to population increase and the survival imperative to convert natural capital (trees) into financial capital (charcoal, fuel wood and, construction materials). Deforestation has many knock on effects including land degradation, flooding and drought.

## Who are the important, interested and influential actors relevant to the programme?

Survey coordinators conducted a stakeholder analysis with DRC/DDG AVR staff. This revealed the crucial role of community opinion leaders, certain community-based organisations (CBOs) partners, security providers and local government in achieving the desired project outcomes. Donors were also classified as high influence and high interest. This reflects the short-term funding situation of the programme, which is a concern for the continuity of the programme. The analysis also identified a number of other NGOs who are working for peace and stability in the region. Political leaders and district officials (through e.g. policies on land use and mining concessions, action on disarmament and the deployment of army personnel etc.) are perceived as having significant influence on the programme outcomes. Annex 10 presents the stakeholder analysis diagram and provides further details of the stakeholders mentioned above.

## What are the main drivers of conflict in Karamoja?

The survey coordinators facilitated a brainstorm analysis with DRC/DDG AVR staff. The results are categorised under the headings in Table 3. It demonstrates the multi-faceted nature of conflict, with all the categories having one or more major influences on conflict and community safety.

It should also be noted that there are encouraging trends in the decrease in the bride price, and that the relationship between communities and security providers has greatly improved.

However, it may be that other drivers are emerging, with land rights-related issues (due to population growth and mineral rights concessions) likely to exacerbate conflict in the future.

DRIVERS OF CONFLICT IN KARAMOJA					
POLITICAL	ECONOMIC	SOCIAL	CULTURAL	LEGAL	ENVIRONMENTAL
Uneven disarmament	Poverty	Illiteracy	Bride price – BUT changing attitude and lowering of expectations	Open borders –enable access to weapons	Famine/poor harvests due to climate variability
Unequal treatment between tribes by political process	Famine due to drought	Discrimination in the community	Cattle theft and raids with revenge raids and killings		Natural resources scarcity leading to disputes on pasture, water, land
Security providers – fear and mistrust - especially in the past	Unemployment		Recognition/status is partly in terms of ownership of cattle		
Political factors during elections – favours to the faithful	Increasing demand for cash for buying household items, school fees, medicines etc.		Polygamy – also an aspect of male status in society		
Political competition for power and privilege			Influence of witch doctors, cultural leaders and opinion leaders		

Table 3: Drivers of conflict in Karamoja (main drivers at the top of each column)

### DRC/DDG AVR Programme response to drivers of conflict

It is a cause for reflection that the DRC/DDG AVR programme is not directly tackling many of the main drivers of conflict identified in Table 3 directly. These tend to be the underlying causes of under-development (poverty, famine, illiteracy, unemployment, natural resource scarcity) that require long-term government and donor programmes to bring livelihood standards up to the same levels as in other parts of Uganda.

DRC/DDG's Livelihoods and General Food Distribution Programme is tackling some of the development drivers (famine and unemployment through food for work, emergency food distribution and the distribution of seeds and fertiliser, and natural resource scarcity through tree planting and conservation).

The AVR programme is influencing specific violence-related drivers, such as the disarmament process, communities' relationships with security providers, cattle thefts, raiding and revenge raids, and attitudes to, and use of, weapons.

### Relationship between DRC/DDG Programmes in Karamoja and changes in livelihood assets

Survey coordinators conducted a further analysis with DRC/DDG AVR and livelihoods staff to explore whether AVR and livelihood programme activities bring about changes in communities' livelihood assets. These are tabulated in Annex 11. A range of direct and indirect benefits are put forward.

The CSP process leads to community discussions of many issues and challenges faced by the community that are not directly related to safety (e.g. use of natural resources, children's education, access to credit). Likewise, CME can lead to more equitable decision-making within and between families on a range of subjects, including natural resource use, alcohol consumption, and use and management of financial resources. SALW sensitisation using drama, song and radio clearly touches on a number of household and community issues beyond arms, including education and theft. Reduction in the use of firearms, and consequent reduction of risk to those conducting activities away from the homestead, allows the potential for diversification, including farming of crops, vegetables and fruit. Vulnerability to climatic variation is therefore reduced and food security is improved. Peace meetings provide conditions for safer access to natural resources and better inter-tribal relationships (including inter-tribal marriages), while CRMs can include discussions that lead to improved natural resource management and decisions on social problems such as alcohol consumption. The livelihood programme complements improved access to, and management of, natural resources through its agro-ecological activities, such as soil and water conservation, tree planting and the provision of improved seed and fertiliser.

There is consistent, if anecdotal, evidence from the qualitative interviews and discussions that the bride price (dowry) paid by the groom's family to the bride's family has reduced sharply in Karamoja across tribes from up to and beyond one hundred head of cattle to "what families can afford" (sometimes up to ten head of cattle). This reduces pressure on families to accumulate cattle by theft or other means, and thereby

reduces raiding with resulting killings and property theft/damage. The lowered bride price also reduces the perceived necessity for ‘forced marriage’<sup>26</sup>, which is usually perpetrated on girls who are unwilling to marry, or where the putative groom cannot afford the bride price. Rape (of which ‘forced marriage’ is but one of several forms) is perceived to have been reduced in some communities, but is still reported to be a key safety concern for women in many communities. Rape is increasingly reported to the local councillors, which suggests greater awareness and willingness to report sexual violence. If the councillor is not in a position to adequately manage the incident, he/she refers the case to the police.

Hunger, resulting from poverty and food insecurity, was passionately expressed as a priority problem by many community groups interviewed during this survey. The 2014 harvest of food crops (maize, sorghum, cassava and beans) was very poor in the surveyed districts due to erratic rainfall. Drought and consequent famine are common in the area, and food aid (principally from the WFP) is a constant feature, varying in its extent depending on the year. Long-term food aid leads to dependency, and can make developmental support harder to administer. Hunger is a cause of violence within the family – where both the husband and the wife may blame each other for not providing for the family. Hunger also represents a real risk to safety more generally and generates violence within and between communities, as it can make people desperate.

## DRC/DDG AVR PROGRAMME’S IMPACT ON COMMUNITY SAFETY AND LIVELIHOODS IN KARAMOJA<sup>27</sup>

### **Which AVR activities have had the most positive impact on safety, livelihoods and socio-economic well-being, and why?**

The previous section looked at the context in which the AVR programme is implemented. It also mentioned complementary activities of DRC/DDG’s livelihoods programme.

This section presents the field survey findings, with particular focus on the change in the security situation for women and men over the life of the programme, and the contribution made by each of the AVR activities.

## Changes in the security situation

During the qualitative interviews, women and men were asked separately about the security changes they had experienced over the last three-five year period. Their responses are summarised in Table 4, which differentiates their situations by village and by sex.

There is a marked difference between the villages in the mountains (mostly the Tepeth ethnic group) who still experience the reality and threat of raids by the Turkana, and the villages in the plains (mainly the Bokora ethnic group) who have seen a marked improvement in their safety.

The impression is that even the Tepeth are not as insecure now as they were some five years ago, as they are able to move and trade more freely.

Despite the reduction in raiding, smaller theft incidents still occur, and drunkenness, hunger and polygamous marriages still contribute to violence, especially within and between families. Rape (including 'forced marriages') is still common. There is a virtuous circle (still fragile at this stage) emerging in which improved security and law enforcement enables the warrior age group (supported by NGO and government initiatives) to become involved in a range of productive enterprises rather than raids or reprisal attacks on their neighbours. This in turn encourages further peace and stability, and local generation of revenue and employment.



VILLAGE AND SEX OF RESPONDENTS	CHANGE IN SECURITY SITUATION (PRE-2011 AND 2014)	
	PRE-2011	2014
Lopei Trading Centre (male)	Pre-2011: Raids of 100+ cattle. Jie, Matheniko, Pian, Teso and Turkana; deaths and revenge raids. Children afraid to attend school	2014: No serious raids since 2009. Still theft of 1-3 cattle, but more chance of recovery. Drunkenness, hunger and polygamy are causes of domestic violence. Rape ('forced marriage') still prevalent.
Lopei sub-county (female)	Pre-2011: People were killed randomly, cars ambushed, extortion of money from traders with violence (not possible to run a shop), rape, no freedom of movement. More gunshot wounds and sound of gunfire; Health Centre and school "battlegrounds". Nobody was willing to stay there. Warriors used to be blessed by elders before a raid. More alcohol-induced domestic violence and resulting female suicides.	2014: Fights (alcohol and hunger induced), domestic violence, sacrifice fears (beheadings), abduction of daughters for marriage without paying dowry, rape. Fear used to be more for men; now it is equal for both women and men. No gunshot wounds at the health centre; health centre staff able to travel and socialise and willing to sleep at health centre. Those who handled guns are now involved in projects and businesses; more sensitisation so less domestic violence. People feel safe and can move around, and even sleep outside.
Lotome (male)	Pre-2011: Lots of raids and killings. Bokora caught between Pian and Matheniko.	2014: Small scale theft. This is reported, and there is follow up through the CRMs. Raiders are not immune to the law, but exposed to the security providers.
Lotome (female)	Pre-2011: Fighting and raiding; guns and gunshots. Girls and boys taken as "sacrifice"; no shops	2014: People able to move freely; started shop with micro-credit; but rape still common during traditional dances and at harvesting. Warriors now working as casual labour, traders and shopkeepers
Longilik Tapach (male)	Pre-2011: Guns and killings during raids	2014: From 2011, a lot of sensitisation and projects from different agencies (WFP, DDG, ACF, ASB, FAO...). Changed attitudes. People can move about normally. However, still weapons around. Fewer gunshots and fewer ambushes on the roads. LDU has made a big difference. Alcohol-related violence is still a big problem. Raids from Turkana still occur (last one was Nov 2014), and occasionally from Matheniko.

Longilik - Tapach (female)	Pre-2011: Men's lives were focused on raiding to increase cattle numbers for survival while women were farming	2014: Men labouring in stone quarries or at home; women still farming. More soldiers providing security. Vulnerable villages are those without close military presence. Although security has improved, they have seen no improvement in their material livelihoods (food, cash, possessions).
Nabuim (male)	Pre-2011: Population was living in the hills (in caves), and very vulnerable to Turkana raids	2014: Living near Moroto. Still have threat of raids. Bye-law banning strong spirit (waregi) in the village
Musupo (male)	Pre-2011: More raids	2014: Some raids (e.g. Nov 2014 Turkana attack on barracks), and people still waylaid and robbed in mountains
Musupo (female)	Pre-2011: Lots of animals and good crops; raids and killings and revenge raids, with warriors blessed by elders	2014: Diversified crops; fewer cattle; able to move freely – even at night
Logurepe (male)	Pre-2011: Raiding and killing	2014: Raids still ongoing by Turkana (last was April 2014) and thieving by Matheniko, but no retaliation by Tepeth.
Rupa (male)	Pre-2011: Fighting, stealing and rape were commonplace	2014: Less of the above. Free movement. But hunger and increased use of waregi.
Moroto (male)	Pre-2011: Very limited movement of people	2014: Free movement. Main problem now is petty theft, hunger and the search for alternative livelihoods.

Table 4: Changes in the security situation, by village and sex (from qualitative interviews)

Results from the household questionnaire are fairly consistent with the qualitative interviews, but are perhaps more encouraging in terms of safety. Figure 8 shows that a very small percentage of any of the three main ethnic groups questioned feel unsafe (although most of these are Tepeth). Only 56 per cent of the Tepeth feel “very safe” compared to around 68 per cent for both Bokora and Matheniko.

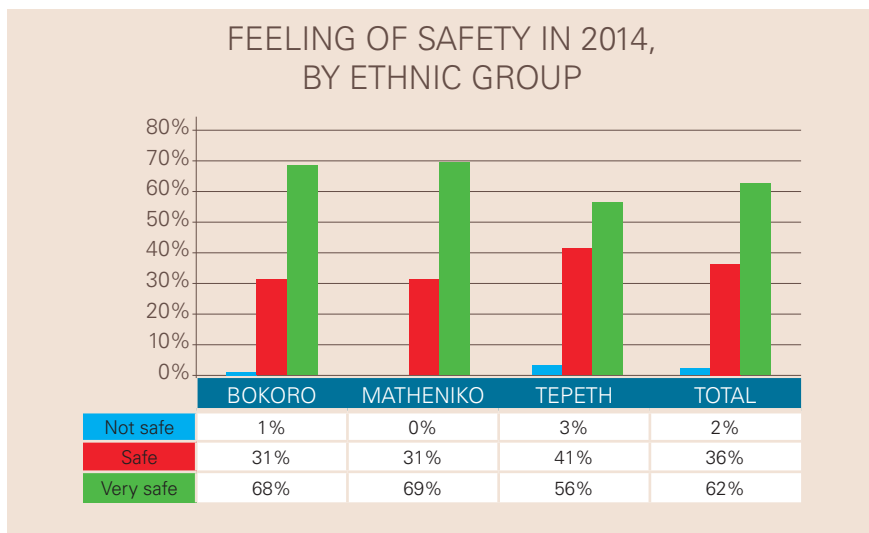


Figure 8: Feeling of safety in 2014, by ethnic group (from household questionnaire)

A 2012 DRC/DDG impact monitoring report on the Karamoja AVR programme notes that the prevalence of security concerns was high at that time, as 83 per cent stated that their Manyatta experienced safety and security concerns. The report further notes that: *'This figure is mediated by a tendency in the qualitative data towards a decrease in the intensity of this threat, as the fear of large-scale raids and attacks on a community is diminished. Respondents also generally indicate a strong improvement in sense of safety when moving around in the community. Examples are trading centres that are now approachable without fear, movement in the evening hours and a reduction in feelings of needing to carry a weapon for protection.'*<sup>28</sup>

This is in sharp contrast to this survey's findings (presented in the figure above), which clearly indicate that the majority of respondents feel 'very safe', suggesting that the situation has improved over the last three years.

### What types of violence do communities experience?

23 per cent of female and 32 per cent of male questionnaire respondents said their households had been affected by violence of some sort in the last three years. Female and male respondents indicated that the most common type of violence experienced at the household level was beating, followed by shooting incidents (Figure 9). Findings further reveal that most perpetrators are from within the Manyatta. Female respondents indicated this to be the case in 65 per cent of cases and male respondents indicated the rate at 60 per cent.

This is a clear indication that current safety concerns are predominantly rooted within communities rather than between different communities and different tribes, as was often the case previously.

It is interesting to note that sex-disaggregated data reveals that the type and extent of violence (at household levels) perceived by respondents does not differ much between women and men. Unfortunately, the questionnaire failed to explore the sex and age of victims of violence (at the household level.)

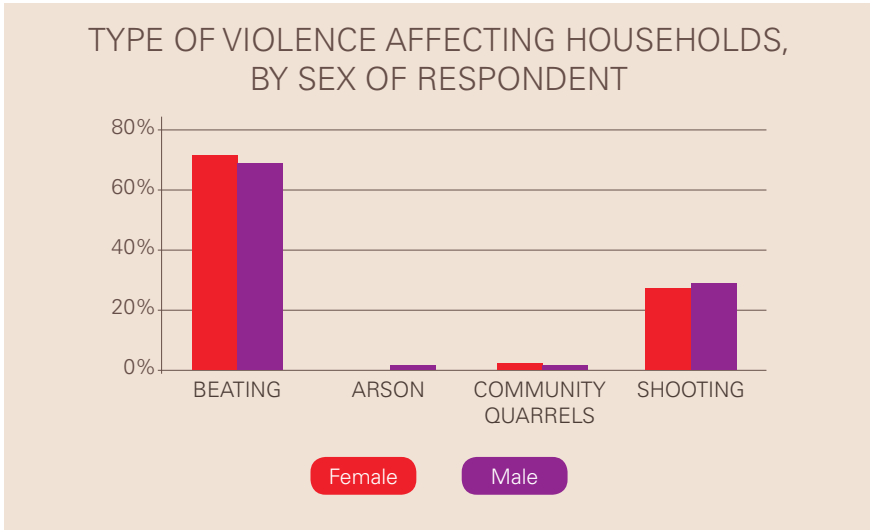


Figure 9: Type of violence affecting households, by sex of respondent

87 per cent of those affected by violence in the last three years (27 per cent of all respondents) noted that violence has reduced over the last three years, through (in descending order) effective conflict resolutions, better relations with outsiders, a reduction in the number of guns<sup>29</sup> and improved relations with security providers.

It could be that the resolution of disputes has been assisted by CME and that relations with outsiders have been improved by CRMs and Peace Meetings.

## Contribution of specific AVR activities to improved safety and violence reduction

The qualitative tools and household questionnaires explored informants’ (including community members and security providers) perceptions of the effectiveness of the six AVR activities in promoting safety and reducing violence at different levels (within families, between families and between communities and ethnic groups).

The graph below shows that a majority of the respondents have taken part in AVR activities, and the vast majority of those who have participated rate them all “very useful”

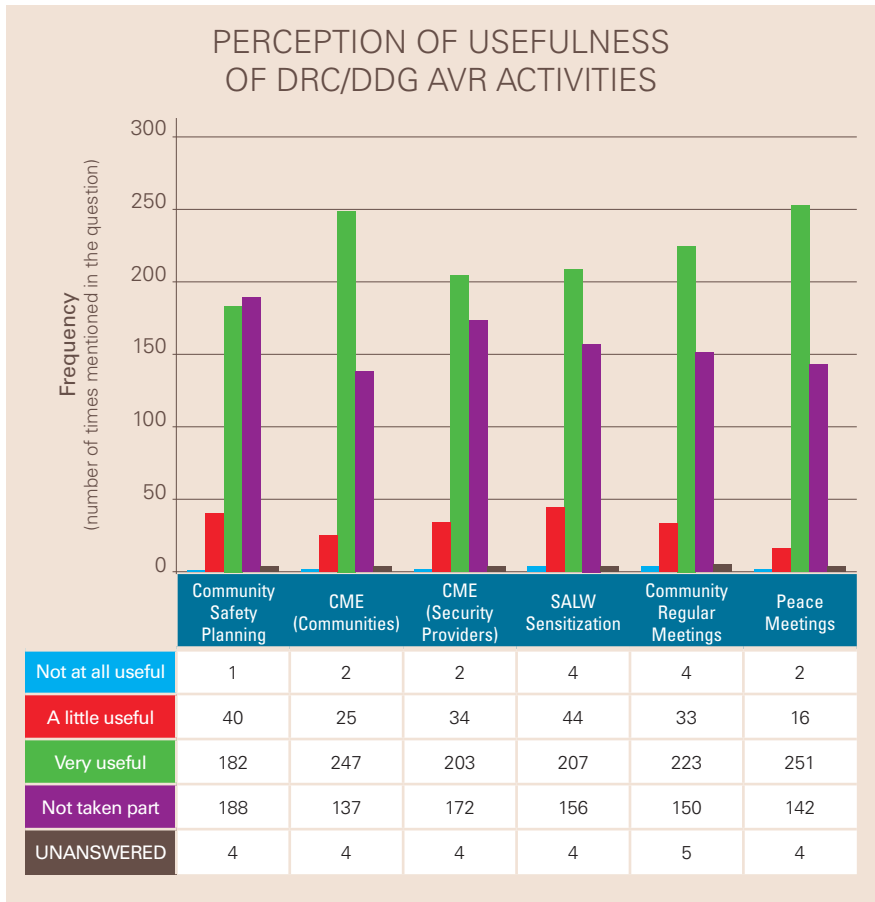


Figure 10: Perception of usefulness of DRC/DDG AVR activities

## Community Safety Plan (CSP)

Most surveyed communities developed CSPs during 2010/11. Table 5 summarises comments on CSPs made during the qualitative interviews with women and men.<sup>30</sup> All relevant comments have been reported. In some cases only men or only women were available for interview.

CSP COMMENTS FROM QUALITATIVE TOOLS	
MALE RESPONDENTS	FEMALE RESPONDENTS
<p>Lopei village: CSP developed in 2010. Has improved safety and made people more aware of 'forced marriage' (rape) problem. Community members said that the CSC is a "permanent feature".</p> <p>Lotome village: CSP developed in 2011. Only one death by gunshot since CSP (in 2013). The CSC has had three exchange visits with their enemy (the Pian at Nabelatu). Some say CSC members should get transport (bicycle) and a mobile phone to do their job better.</p>	<p>Lopei village: CSP has helped improve the relationship with security providers and other communities, resulting in 'more peace'. It has also focused on issues related to disarmament, rape and education.</p> <p>Musupo village: CSC members encourage peaceful co-existence and help mobilise people for CME. The CSP has also made them consider alternative livelihoods (to raiding).</p> <p>Riamiriam (national NGO): the CSP process helped communities to develop their own plans with practical actions that they could implement mostly themselves. Establishment of CSCs meant that other organisations that implemented activities in the same communities could interact with an organised group already in the community, thereby benefitting from structures developed by DRC/DDG.</p>

Table 5: CSP comments from qualitative tools

Community members were asked in the questionnaire what had resulted from the CSP process. The results, by sex, are presented in Table 6, showing similar selections between women and men and a fairly equal spread between answer categories. Perhaps most interestingly, the CSP process stimulated the awareness of communities of the issues they face.

OUTCOMES FROM THE CSP PROCESS (FROM QUESTIONNAIRE)			
	FEMALE (% of total selections)	MALE (% of total selections)	TOTAL
Greater awareness of community issues	112 (23%)	129 (25%)	241
Community Safety Plan	99 (20%)	93 (18%)	192
Action to improve safety	93 (19%)	98 (19%)	191
Action to improve development	90 (19%)	94 (18%)	184
Greater community cohesion	89 (18%)	95 (19%)	184
<b>Total</b>	<b>483</b>	<b>509</b>	<b>992</b>

Table 6: Outcomes from the CSP process (from questionnaire)

73 per cent of questionnaire respondents (equal proportions of women and men) said that the CSP had improved their safety. These were then asked how CSP had improved safety. The mechanisms mentioned are shown in Table 7, with a reduction in firearms, and violence between villages and in the village being mentioned most. There was little difference between answers provided by women and men respondents.

MECHANISMS BY WHICH THE CSP HAS IMPROVED COMMUNITY SAFETY (FROM QUESTIONNAIRE)			
ANSWER	FEMALE (indicated as number of times mentioned and percentage of total number of answers)	MALE (indicated as number of times mentioned and percentage of total number of answers)	TOTAL
Fewer firearms incidents	121 (23%)	131 (24%)	252
Less violence between villages	122 (24%)	123 (23%)	245
Less violence within villages	115 (22%)	115 (21%)	230
Fewer rape incidents	68 (13%)	66 (12%)	134
Improved community cohesion	60 (12%)	63 (12%)	123
Fewer abductions	30 (6%)	38 (7%)	68
<b>Total</b>	<b>516</b>	<b>536</b>	<b>1052</b>

Table 7: Mechanisms by which the CSP has improved community safety (from questionnaire)

82 per cent of female and 84 per cent of male respondents are “very satisfied” with the CSP process and want it to either continue as it is or to expand its focus and activities. 76 per cent of female respondents and 79 per cent of male respondents perceive the CSP process as having had ‘a lot’ of impact on their lives.

An analysis of respondents’ perceptions of linkages between CSP and improved safety, reveals that the “less firearms incidents” response was mentioned most by both female and male respondents, followed by “less violence between villages”, “less violence within villages” and “less rape incidents”.



In terms of CSC members, 37 per cent of female respondents were members, compared to 43 per cent of the male respondents.

In terms of women’s involvement in CSP processes, it is interesting to note that 48 per cent of female and male respondents perceived an equal number of women and men to be involved. In terms of actual participation in the CSP process 48 per cent of the women and 43 per cent of the men indicated they had not taken part in the process.

Taking both qualitative and quantitative responses into consideration, the CSP process appears to be a useful and relevant community-owned activity. It has had influence beyond direct AVR, by focusing on issues such as rape, education and alternative livelihoods. It impacts community safety through a number of mechanisms, and allows other organisations to build initiatives around CSC structures.

## Conflict Management Education

CME FOR COMMUNITIES SUMMARISED COMMENTS ARISING FROM QUALITATIVE TOOLS	
MEN	WOMEN
Lopei: CME has reduced domestic violence and suicides	Lopei: CME has helped them solve conflicts through consensus building, has helped them to manage anger and to report to LC1, and has reduced conflicts within and between families
Lotome: CME looks at the inner and outer family. It provides an effective contrast and warning	Musupo: CME taught them how to solve conflicts through consensus building
Tapach: CME has helped reduce family conflicts	
Logurepe: CME deals with internal conflict and stops this exploding to a wider scale	

Table 8: CME for communities summarised comments arising from qualitative tools

63 per cent of female respondents and 70 per cent of male respondents have taken part in CME activities. 99 per cent of female and male respondents who answered the question regarding CME’s relevance to safety believe that CME has improved their safety. They put this down to a greater awareness of the reasons for conflict, as well as activities that address conflict (Table 9). The answers were very consistent between female and male respondents, with no major differences identified.

CHANGES RESULTING FROM CME (NUMBER OF TIMES MENTIONED BY RESPONDENTS IN THE QUESTIONNAIRE IN RELATION TO A SPECIFIC QUESTION)			
CHANGES	FEMALE RESPONDENTS (indicated as number of times mentioned and percentage of total number of answers)	MALE RESPONDENTS (indicated as number of times mentioned and percentage of total number of answers)	TOTAL
Greater awareness of the reasons for conflict across the community	139 (28%)	148 (28%)	287
Activities to improve safety	127 (25%)	140 (26%)	267
Greater community cohesion	124 (25%)	122 (23%)	246
New activities to reduce conflict	110 (22%)	122 (23%)	232
<b>Total</b>	<b>500</b>	<b>532</b>	<b>1032</b>

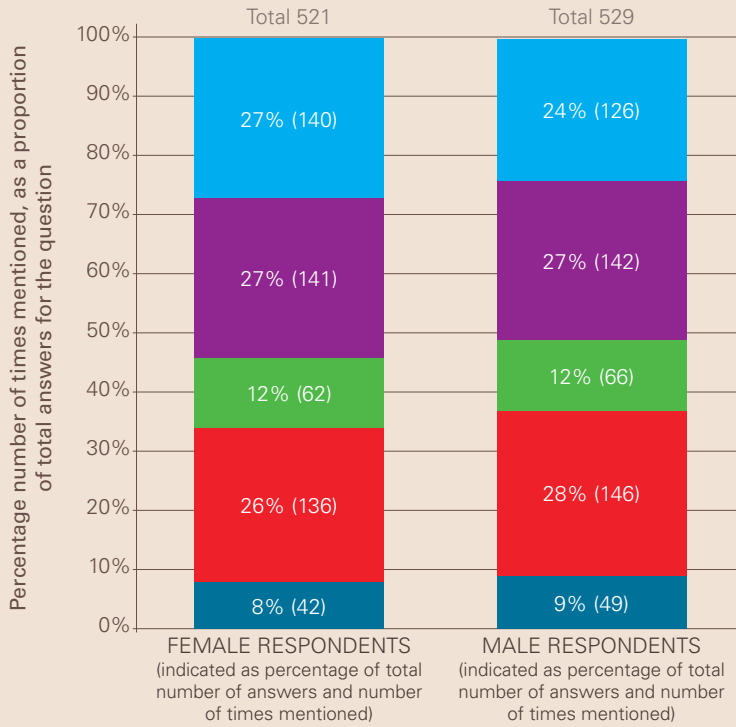
Table 9: Changes resulting from CME (number of times mentioned by respondents in the questionnaire in relation to a specific question)

Female and male respondents noted that CME had improved their safety, principally through a reduction in firearm incidents, and less violence between and within villages. The answers were very consistent between female and male respondents, with no major differences identified (Figure 11).

84 per cent of female respondents and 87 per cent of male respondents were “very satisfied” with CME, and the majority want the activity to be expanded.

Overall, CME appears to be an effective activity in raising awareness of domestic conflict in particular, and providing a framework for individuals and families to confront issues before they escalate.

## CME IMPROVEMENTS TO SAFETY



Fewer abductions

Less firearms incidents

Less rape incidents

Less violence between villages

Less violence within the village

Figure 11: CME improvements to safety

## SALW sensitisation

SALW sensitisation is conducted in parishes through the use of theatre, song and radio broadcasts.

SALW SENSITISATION – COMMENTS ARISING FROM QUALITATIVE TOOLS	
MALE RESPONDENTS	FEMALE RESPONDENTS
<p>Lopei: SALW theatre is popular with all ages. Messages also reach kraals. The drama focuses on how to be united and how to be more peaceful.</p> <p>Lotome: dramas have changed perception of raids and guns from being a necessity to a crime. The actors are themselves youth who would otherwise be warriors</p> <p>Tapach: SALW sensitisation is very popular</p> <p>Nabuim: Many people attended. Changed attitudes</p>	<p>Lopei: SALW theatre 'has helped to bring peace' and has resulted in better relationships with security providers</p> <p>Lotome: good sensitisation through radio and songs (not just weapons, but also other social practices). Rape has reduced as a result of the dramas. Some women believe that the dramas and songs have contributed to reforming the warriors (who now have jobs)</p> <p>Tapach: Tepeth<sup>31</sup> (and Turkana) still armed, requiring the army to stay in those areas and for pressure to be put on Kenyan authorities to disarm or contain the Turkana</p> <p>Musupo: More people understood the negative effects of weapons thanks to the sensitisation. Mothers learnt how to sensitise their children to the problems related to weapons</p>

Table 11: SALW sensitisation - Comments arising from qualitative tools

Overall, 60 per cent of female and 64 per cent of male respondents indicated they have taken part in SALW sensitisation.

Findings from the household questionnaires show that 96 per cent of those who attended the SALW dramas felt they were effective in raising awareness of the dangers of firearms.

98 per cent of female respondents and 99 per cent of male respondents felt that communities' awareness of firearm dangers had increased over the last three years. Activities by security providers were perceived by both female and male respondents as having most significantly contributed to greater awareness. Respondents also highlighted CME, radio programmes and community theatres as activities that resulted in greater awareness of firearm dangers (Figure 12).

## REASONS FOR IMPROVEMENTS IN COMMUNITY AWARENESS OF THE DANGERS OF FIREARMS IN THE LAST 3 YEARS

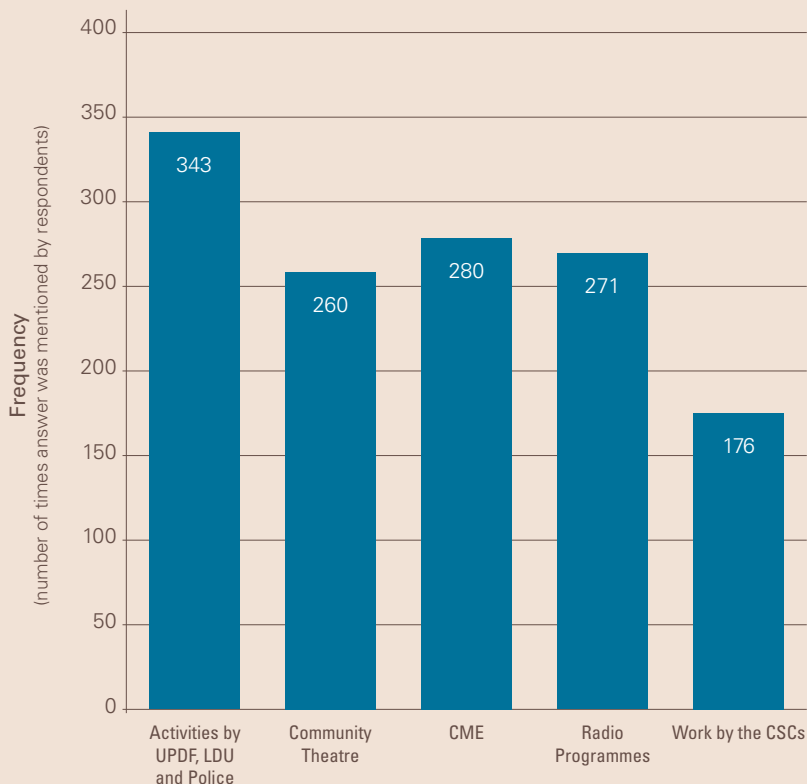


Figure 12: Reasons for improvements in community awareness of the dangers of firearms in the last 3 years

Regarding the current status of SALW ownership, 99 per cent of female, and 98 per cent of male respondents indicate that fewer families own SALW now, compared to three years ago. Similarly, 99 per cent of female and male respondents noted that there are currently less firearm accidents compared to three years ago.

Concerning decisions about firearm ownership at the household level, 52 per cent of female and 58 per cent of male respondents perceive women to be involved in these decisions.

In terms of awareness of, and participation in, the various SALW activities, findings from the questionnaire reveal a fairly even level between female and male respondents. The biggest difference could be found in the level of awareness of community theatre, where 17 per cent of female respondents were not aware, compared to 13 per cent of male respondents.

Lopei Primary School's female head teacher noted that sensitisation (including SALW drama) has resulted in greater respect between women and men and a reduction of domestic violence, though it is still a serious problem. The head teacher also underlined that this has made women stronger and more independent, which in turn has resulted in many women establishing businesses, thereby contributing to broader development.

Likewise, Lotome Primary Girls School's female head teacher noted that DRC/DDG's dramas and songs have contributed to reforming many warriors. Several reformed warriors work as casual construction workers within the school compound. The head teacher has noticed an immense change in their behaviour and attitudes; transforming youth who used to be brutal and aggressive to responsible, hard-working men who 'make an honest living.'

Overall, SALW sensitisation appears to have been very effective in changing attitudes about gun ownership thanks to the appropriate ways in which it has approached this sensitive subject. The drama (performed by female and male community members), song and radio reach a mass audience, highlighting a wide range of social problems, including drunkenness, domestic violence, rape and low school attendance.

## Peace Meetings

DRC/DDG has helped facilitate peace meetings in several communities, including two with the Jie, Bokora and Matheniko in Lopei in 2013. These appear to have improved relations between tribes. Several meetings were also organised in Lotome with different tribes (Pian, Matheniko, Pokot and Nakapiripirit). Also, a number of more recent meetings have taken place in Tapach, with the Turkana (Kenya). In Tapach, the government have used the DRC/DDG model for additional peace meetings between tribes.

60 per cent of female and 80 per cent of male respondents have taken part in peace meetings. These findings represent the biggest gender discrepancy in terms of participation, out of all the AVR activities.

In contrast, 94 per cent of female and 95 per cent of male respondents have the perception that women participate in peace meetings. Likewise, 41 per cent of the women and 42 per cent of the men believe that women participate in the peace meetings in equal numbers to men.

The level of awareness among community members of peace meetings appears to be high, with 96 per cent of female and 98 per cent of male respondents indicating they are aware of this activity.

Most respondents saw benefits arising from the meetings as being divided fairly equally between the peace plan itself, greater cohesion between communities, greater understanding of the issues around conflict and agreed-upon actions to strengthen peace in the region.

Peace meetings have proved effective in bringing conflicting parties together to try to sort out differences and to cut the cycle of raids and counter-raids between them. This is particularly encouraging as the process is initiated by affected sub-counties and there are no cash incentives to any party to cloud the motivation for the meetings. The longer-term impact of the peace meetings may be compromised by unequal disarmament between ethnic groups and between neighbouring countries, meaning that peace is fragile and sensitive to changing circumstances.

## Community Regular Meetings

CRMs take place on a monthly basis, bringing together communities, local government and security providers. Table 12 presents women and men’s views on CRMs, shared during KIIs, FGDs and case studies.

COMMUNITY REGULAR MEETINGS COMMENTS ARISING FROM QUALITATIVE TOOLS	
MALE RESPONDENTS	FEMALE RESPONDENTS
<p>Lopei: has improved safety. Local Councillors grade 1 (LC1s) spread the messages coming from the CRMs to their villages</p> <p>Lotome: good at bringing stakeholders together. DDG brings meeting procedure and conflict management skills</p> <p>Longilik (police): CRMs have reduced domestic violence as a result of alcohol consumption ; reduced insecurity and fostered better understanding between stakeholders, including between reformed warriors and the police</p> <p>Nabuim: CRMs increase accountability. Bribery of UPF has reduced</p> <p>Musupo: both CRMs (DDG initiative) and district security meetings (government initiative)</p> <p>UPDF: CME and CRMs are crucial in reducing conflicts and suspicions in the communities and between communities and the security providers. A good relationship between UPDF and the communities is key as 'you can't do much meaningful work if the people are against you. If you don't interact with the communities, you can't secure their trust, we have to be accountable.'</p> <p>UPF (Moroto): CRMs were instrumental in raising awareness on how to complete a reporting/ evidence form (police form 3 (PF3)), a necessary document to convict people. UPF noted that many more PF3s were completed and registered as a result of CRMs</p> <p>UPF (Rupa): police use key messages from CRMs when sensitising communities, including on issues related to gender-based violence (GBV) and sexual abuse</p>	<p>Lopei: issues related to security are discussed, including recent security events and conflicts have been resolved. The meetings served to encourage village leaders (including LC1s) to report cases to the police. One woman mentioned that this was a big change, since 'village leaders used to undermine the police in the past.' She further noted that this meant that the police became more involved in solving security-related issues</p> <p>Musupo: CRMs have taught communities how to report security incidents (to LC1, UPDF and police). During CRMs they discussed problems related to female genital mutilation (FGM) practices. The focus on this resulted in a reduced number of girls having to go through FGM.</p>

Table 12: Community regular meetings comments arising from qualitative tools



88 per cent of female and 94 per cent of male respondents were aware of CRMs and 59 per cent of female and 68 per cent of male respondents have taken part in CRMs.

CRMs appear to have been very effective in: a) bringing civic and military stakeholders together and developing trust and respect between them; b) discussing safety challenges; and c) formulating, expediting and following up on actions to be taken (improving accountability). While the focus of the meetings is safety and security, other issues not directly related to AVR are also discussed in the meetings.

### Communities’ relationship with security providers

Table 13 summarises comments made during qualitative interviews with both women and men about the change in their relationship with security providers as a result of CME and CRMs, which bring communities, local government and security providers together.

COMMUNITIES’ RELATIONSHIP WITH SECURITY PROVIDERS: COMMENTS ARISING FROM QUALITATIVE TOOLS	
MALE RESPONDENTS	FEMALE RESPONDENTS
<p>Lopei village: used to be fear. Relationship with all security providers has improved significantly.</p> <p>Tapach village: much better</p> <p>Nabuim village: improved a lot</p> <p>Logurepe village: UPDF have embedded informers in the villages</p> <p>UPDF: CME training resulted in ‘big changes’, making them better at mediating conflicts in communities which resulted in more community members approaching UPDF/LDU with problems.</p> <p>General: improved relationships with security providers, communities report security incidents to security providers more frequently.</p>	<p>Lopei village: many women highlighted that all security providers ‘improve security.’</p> <p>Musupo village: relationship with security providers has improved tremendously.</p>

Table 13: Communities’ relationship with security providers: comments arising from qualitative tools

Female and male household respondents were in near unanimous agreement that their relationship with all security providers (Figure 13) has improved considerably over the last three years.

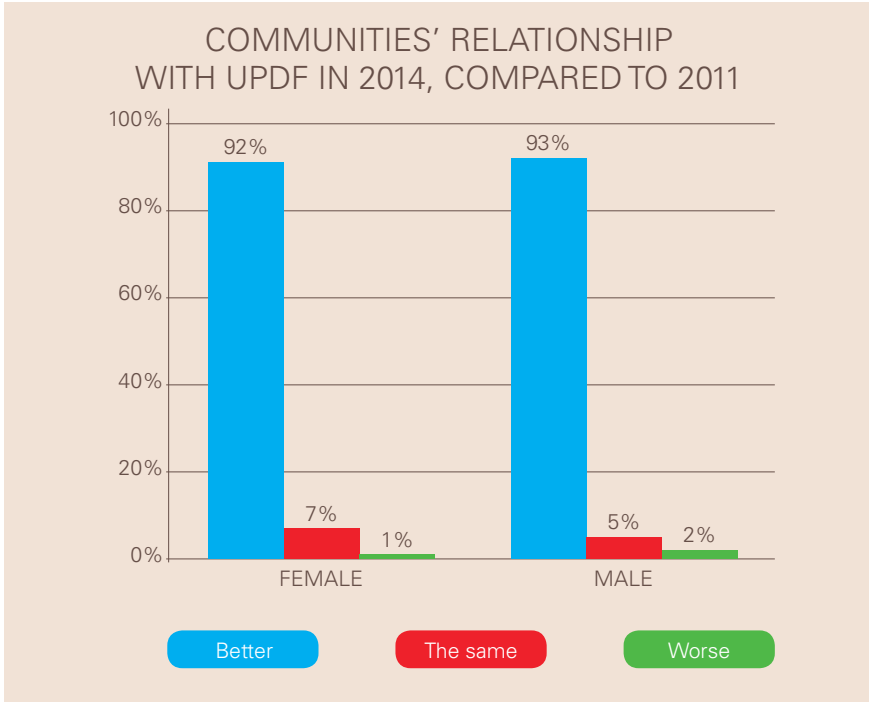


Figure 13: Communities' relationship with UPDF in 2014 compared to 2011

83 per cent of questionnaire respondents described their current experience of interacting with the UPDF (and LDU) as "good". 70 per cent say that is because UPDF's attitude has changed, while 30 per cent say a change in their own attitudes has resulted in an improved relationship.

Positive benefits of improved interactions with the UPDF are shown in table 14. These tell of peaceful coexistence between communities and security providers, improved response by the UPDF to security threats, leading to, greater freedom of movement and increased trade. Responses of women and men were very similar.

RESULTS OF THE EFFORTS TO BRING COMMUNITIES AND UPDF TOGETHER  
(NUMBER OF TIMES MENTIONED BY RESPONDENTS IN THE QUESTIONNAIRE IN  
RELATION TO A SPECIFIC QUESTION)

RESULT	FEMALE RESPONDENTS (indicated as number of times mentioned and percentage of total number of answers)	MALE RESPONDENTS (indicated as number of times mentioned and percentage of total number of answers)	TOTAL
Peaceful co-existence between community and security providers	169 (26%)	166 (25%)	335
Improved response by the UPDF to security threats	159 (24%)	165 (25%)	324
Free movement between villages	162 (25%)	160 (25%)	322
Increased trust	108 (16%)	113 (17%)	221
Increased trade within communities	60 (9%)	48 (7%)	108
<b>Total</b>	<b>658</b>	<b>652</b>	<b>1310</b>

Table 14: Results of the efforts to bring communities and UPDF together (number of times mentioned by respondents in the questionnaire in relation to a specific question)

Overall, more than 96 per cent of respondents felt that security providers have improved their safety over the last three years. This is a significant achievement, which can be attributed in great part to DRC/DDG's activities.

## Perceived safety threats and impacts of DRC/DDG activities on community safety

Three years ago the main safety threats, as perceived by both women and men, were incidents involving firearms and then theft, as shown in Figure 14.

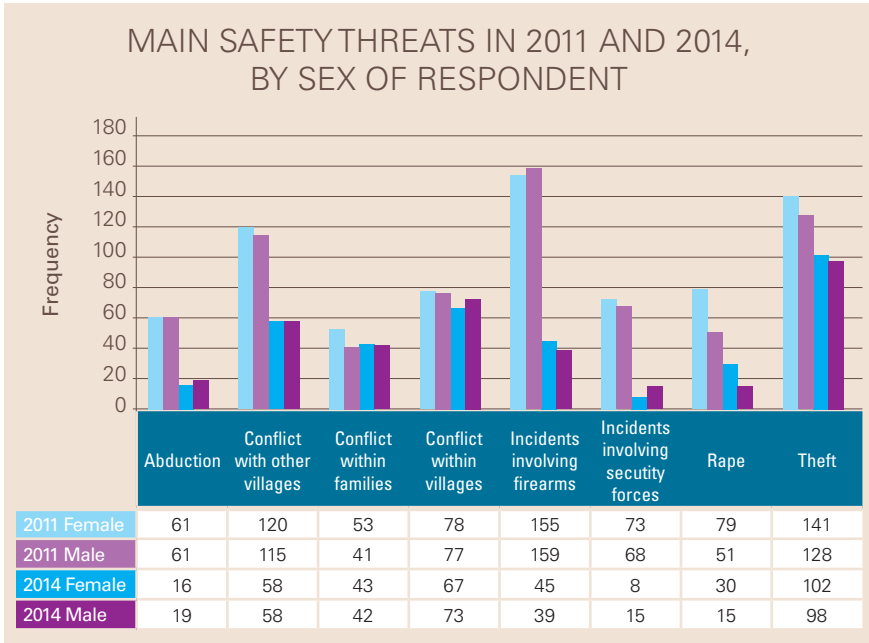


Figure 14: Main safety threats in 2011 and 2014, as perceived by women and men (number of times mentioned)

These findings suggest a significant change in dynamics concerning threats and safety. They reveal that respondents' perception of firearm threats has reduced significantly and that women and men currently perceive thefts to constitute the main safety threat. In qualitative interviews some of the men said that they regarded theft (including cattle theft) as a criminal activity and that it would be treated by village authorities as such, compared to cattle raiding, which used to be a cultural activity that was sanctioned by the village elders. It further reveals that conflicts within villages are perceived as a bigger threat compared to conflicts between villages. Also, conflicts within families were not perceived as a safety threat at all three years ago, whereas they are currently.

From a gender perspective, it is important to underline women and men’s different perceptions of how rape represents a safety threat. The findings reveal that more women than men perceived rape to be a threat three years ago, and that this was still the case in 2014.

In general, it is clear that surveyed communities perceive that significant positive changes have taken place in their safety situations over the last three years. 93 per cent of female and 93 of male respondents indicated they have experienced positive changes.

In terms of perceived reasons for these positive changes, responses from female and male respondents included (number of times mentioned by respondents in the questionnaire in relation to a specific question):

PERCEIVED REASONS FOR POSITIVE CHANGES IN COMMUNITIE’S SAFETY SITUATIONS			
REASON	FEMALE RESPONDENTS (indicated as number of times mentioned and percentage of total number of answers)	MALE RESPONDENTS (indicated as number of times mentioned and percentage of total number of answers)	TOTAL
Greater community awareness of conflict issues	153 (25%)	152 (25%)	305
Better understanding of dangers posed by firearms	137 (22%)	144 (24%)	281
Better cooperation between communities and security forces	137 (22%)	133 (22%)	270
More action taken against those who cause violence or commit other crimes	101 (16%)	91 (15%)	192
Improved community cohesion	92 (15%)	88 (14%)	180
<b>Total</b>	<b>620</b>	<b>608</b>	<b>1228</b>

Table 15: Perceived reasons for positive changes in communitie’s safety situations

Regarding correlations between DRC/DDG's AVR activities and these positive changes, there are clear linkages between:

- CME to communities and greater community awareness of conflict issues;
- CME to security providers and CRMs and better cooperation between communities and security forces;
- SALW sensitisation and better understanding of dangers posed by firearms; and
- CSP and improved community cohesion.

One can therefore safely assume that DRC/DDG's AVR programme has contributed significantly to improved community safety. Questionnaire respondents were asked how they would judge their community's safety now. As shown in Figure 15, most women and men feel either safe or very safe now. It is interesting to note that the answers from female and male respondents are very similar, suggesting there are no distinct gender discrepancies with regards to feeling safe.

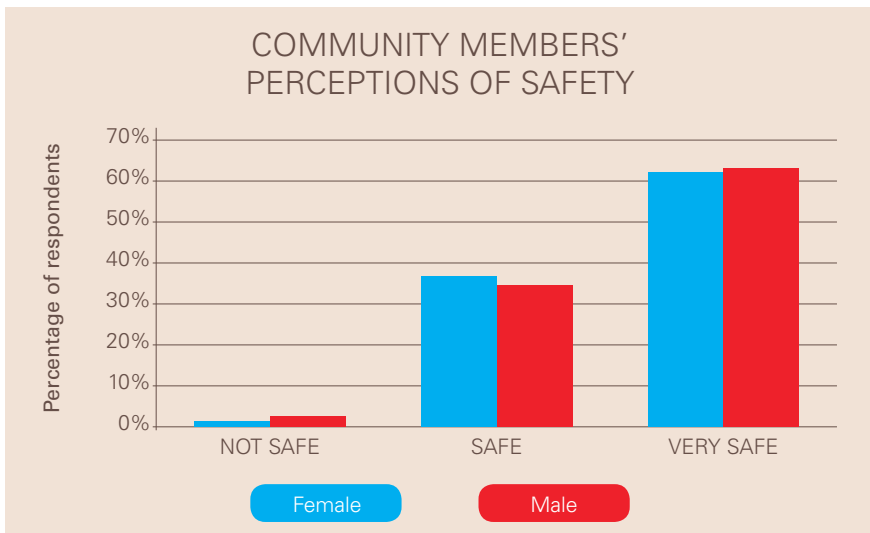


Figure 15: Community members' perceptions of safety

Women in Musupo believe that DRC/DDG has provided them with knowledge on how to live in peace with each other. They also think that DRC/DDG activities have reduced conflicts in the village, so that they can coexist better. They also believe that all these positive results and changes have made the communities better organised and cohesive, and have helped them form groups to conduct income-generating activities.

Riamiriam (an umbrella organisation representing all NGOs in Karamoja) feels that DRC/DDG's interventions have been very effective, because they have been intensive in nature and have maintained relative continuity of input and awareness so that communities consolidate and internalise messages. When DRC/DDG started, disarmament was slowing down and the peace process needed a boost. Messages needed to be reinforced across the different levels of peace (family, clan, tribe and country). Intensive, continuous interaction with communities has been key to changing attitudes and behaviour.

### What single activity has contributed most to community safety?

The figure below ranks the single activity that questionnaire respondents felt had contributed most to their safety. It is important to note, however, that while all activities are necessary and effective in their own way, the real added value to community safety is the cumulative impact of all activities combined.

Peace Meetings (between tribes, including the Turkana in Kenya), is the DRC/DDG AVR activity that respondents perceive to most directly address the threat of raids and counter-raids.

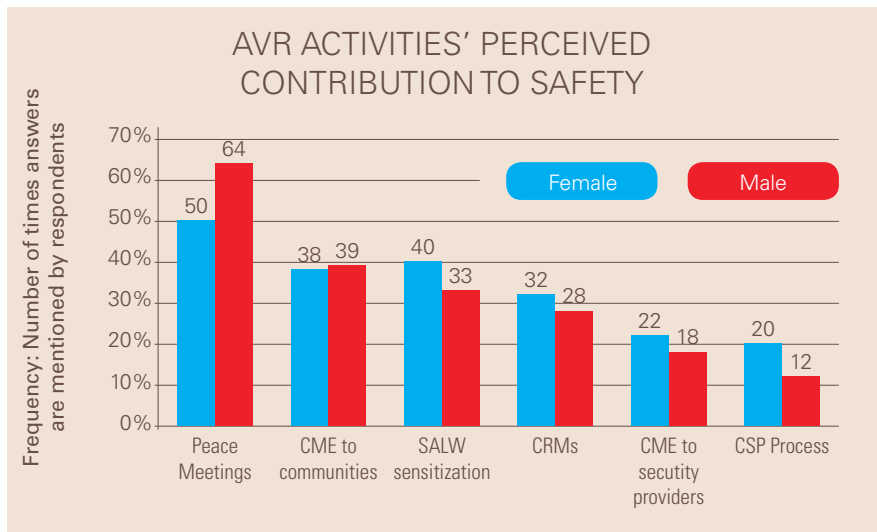


Figure 16: Community members' perceptions of which AVR activities have contributed most to safety (number of times mentioned in household questionnaires, single select)

The same question (what is the single most important activity contributing to your safety) was asked during qualitative interviews and discussions. The four activities mentioned most were CRMs, SALW sensitisation, inclusion of LDUs in the UPDF, and CME.

Developmental contributors to safety, such as DRC/DDG's livelihoods programmes and VSLAs, were also mentioned. This demonstrates that community members see a strong correlation between livelihoods development and safety.

## RELATED LIVELIHOOD BENEFITS

In addition to direct safety benefits, 58 per cent of questionnaire respondents say that their health<sup>32</sup> has improved during the programme period and 44 per cent say that their economic situation has improved (37 per cent say that it has stayed the same and 19 per cent say it has declined).

All AVR activities positively affected safety, and are contributing to improved livelihoods. Figure 17, as an example, shows how questionnaire respondents perceived CME to have affected different aspects of their livelihoods. Overwhelmingly, they reported that these have all improved since CME was conducted. Over 10 per cent, however, had reservations about the ability to conduct farming in safety and for children to attend school safely. The relationship between CME and the livelihoods impacts shown in Figure 17 is not a direct causal relationship. CME did not exclusively lead to these outcomes, but contributed to the positive changes. The different AVR activities could be said to be synergistic between themselves in bringing about a state of improved safety. They in turn are also synergistic with the livelihoods activities of DRC/DDG and with the efforts of other organisations in Karamoja which contribute to improved safety and improved livelihoods.



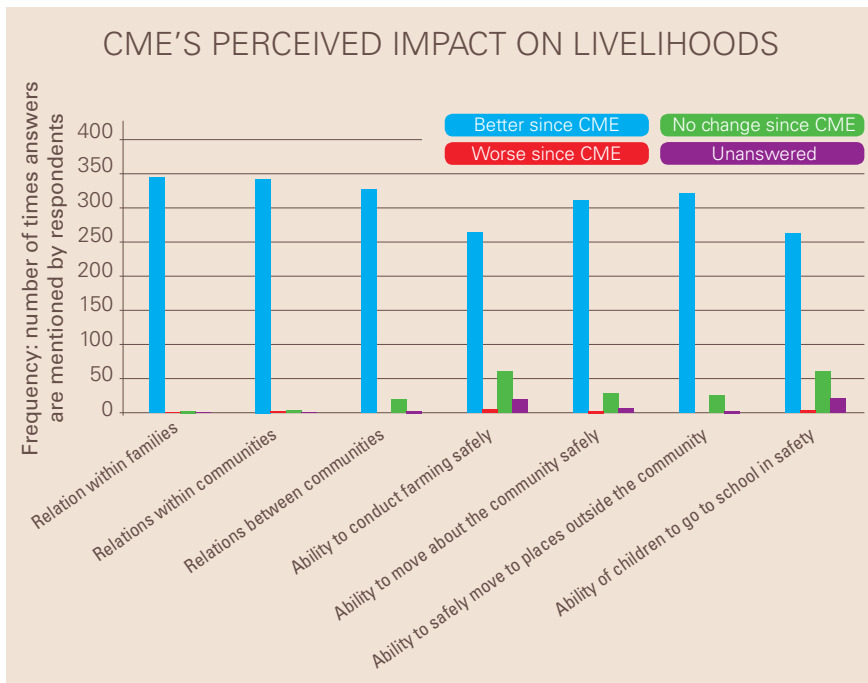


Figure 17: CME's perceived impact on livelihoods

The household questionnaire looked into family income sources. The importance of different income streams is shown in Figure 18 (note the particular importance of charcoal burning and labouring for others)<sup>33</sup>. In addition, the following income-generating activities were recorded during the qualitative interviews:

- trading livestock;
- hiring of oxen for ploughing;
- bee keeping;
- field crop and vegetable growing;
- running shops and hotels (Lopei);
- brewing and selling local beer;
- burning and selling charcoal;
- collecting and selling firewood;
- collecting and selling construction poles;
- collecting and selling thatching grass;
- petty trading;
- labouring on the farms of others;
- labouring in the stone quarries;
- artisanal gold mining;
- running bicycle repair shops;
- block making and house construction;
- operating grinding mills;
- cooking and selling snacks by the roadside; and
- tailoring.

## HOUSEHOLD INCOME SOURCES AND THEIR PERCEIVED IMPORTANCE IN 2014

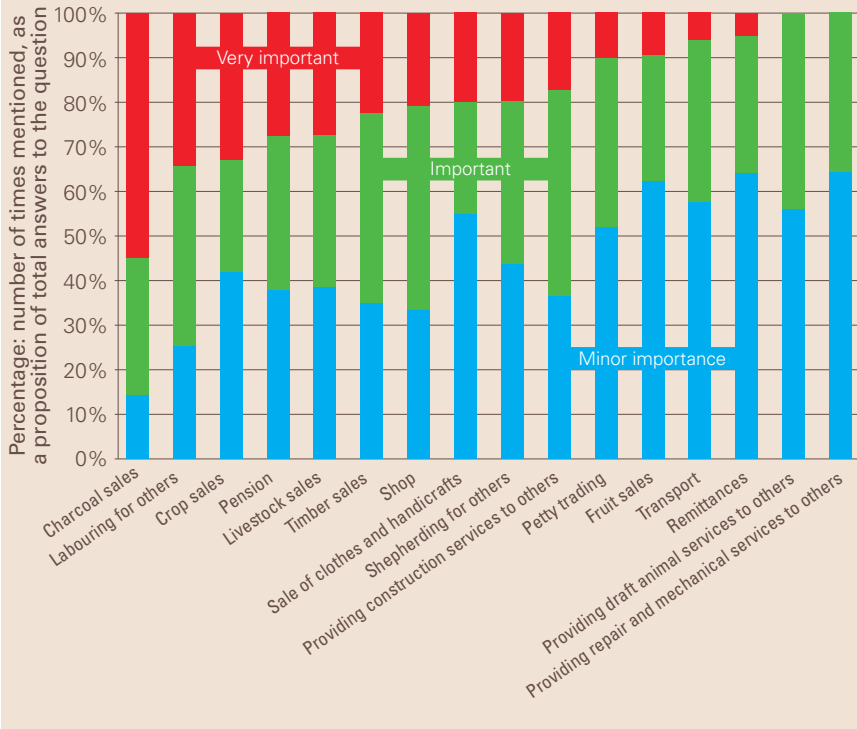


Figure 18: Household income sources and their perceived importance in 2014

Qualitative and quantitative information suggest that communities are involved in a diverse set of activities. These can be further strengthened by equipping communities with skills, and materials. As stability is consolidated and incomes recover, a growing market with more opportunities is likely to develop.

## Livelihood benefits from improved security (real and desired) - is there a “peace dividend”?

It is often assumed that improved security will automatically generate a whole range of developmental benefits. There is, however, no inevitability to this. Conditions need to be right before improved safety leads to developmental benefits and before livelihoods are strengthened. Table 16 lists a number of benefits improved safety may bring. They were all mentioned in interviews as outcomes that respondents would like to see happen. These desired outcomes are matched in the table against current enabling factors, and against actions that are necessary to ensure the benefits will be enjoyed as livelihood improvements (human, social, financial, physical and natural) by communities.

The table demonstrates that while there are existing activities that can be built upon, in the majority of cases further action is required on the part of government, NGOs and donors. In addition, community members and their leaders will need to provide investment in effort, resources, organisation, cohesion and commitment.

DESIRED RESULTS FROM IMPROVED SAFETY - THE “PEACE DIVIDEND”		
DESIRED RESULTS FROM IMPROVED SAFETY	EXISTING ENABLING FACTORS	FURTHER ACTIONS REQUIRED TO FULLY REALISE LIVELIHOOD IMPROVEMENTS (in addition to continuing efforts to reduce conflict and violence)
Expansion of farming to locations outside village and diversification of commodities and products	Livelihoods support (training, seed, fertiliser etc.) from DRC/DDG and other NGOs	Government to provide more effective and context-specific agricultural advisory services  Government to encourage private sector to make agricultural inputs available in district capitals
Expansion of grazing range for livestock	Water points (but poor location of some points)  LDU protection for migrating herds  Stealing livestock is now seen as a criminal minority activity, rather than a culturally-sanctioned activity (e.g. being blessed by elders), and perpetrators are exposed to the authorities (local councillors and security providers) rather than hidden	Increased Ministry of Agriculture, Animal Industries and Fisheries support to pastoralism and other forms of livestock production  Disease control through vet services  Construction and maintenance of additional, well-sited water points.

Reduction in charcoal burning and collection of fuel and construction wood to the detriment of the environment	Support for the establishment of woodlots by DRC/DDG and other NGOs	<p>Identification and promotion of alternative livelihoods</p> <p>Provision and promotion of fuel-saving stoves</p> <p>Promotion of alternative fuels and energy sources</p> <p>Support from Ministry of Water and Environment (Forestry Department) for control of charcoal burning and degradation of forests, the development of alternatives, including woodlots and the generation and use of alternative energy sources</p>
Establishment of small businesses (selling mandazi, shops, pharmacies, small hotels, tailoring etc.)	VSLA and micro-credit (DRC/DDG and other NGOs)	<p>Private sector and government to encourage rural employment opportunities through financial incentives and vocational training</p> <p>NGOs to provide micro-credit users and VSLA groups with more management skills</p> <p>Linkage of well-performing VSLAs to formal credit institutions</p>
Livestock trading e.g. Lopei group of cattle traders, trading with Teso and Kotido	Mobile phones enable them to contact police if they encounter trouble	Control of movement as necessary for disease management (MAAIF)
Re-stocking of livestock	<p>Increase in cattle trading making suitable stock available</p> <p>Support of NGOs and government</p>	Government to sponsor a programme of re-stocking for those who have lost their livelihoods through violence and who have not retaliated
Freedom of movement	UPDF/LDU detachments on insecure routes	Improve public transport to isolated areas
Trading with Kenya and South Sudan		Disarmament of Turkana, Pokot, Toposa and Didinga and Tepeth by UPDF and relevant authorities in Kenya and South Sudan
Settlement /re-settlement	Weld Hunger Hilfe and government supported Tepeth moving from hills. Also displaced people returning to homelands; new settlements such as between Lotome and Nabilatu are supported by government agencies	Ensure planning of basic services such as water, health, education, communication and no conflict with present land users (including pastoralists)

Improved health and sanitation	Some installation of latrines and water points  Good health centres seen at Lopei and Logurepe	Government to enact and enforce by-laws on alcohol, including the restriction of the sale of local spirit (waregi)
Improved school attendance, especially for those living in remote locations	Income from new enterprises used for school expenses.  VSLA helping people to save money for school expenses and other uses	Sensitisation campaigns, leading to change in attitude, especially regarding education and marriage age for girls  Restoration of the school feeding programme (such as earlier WFP programme which encouraged greater enrolment of girls) and bursaries
Artisanal (community) use of mineral resources		Recognition by government of rights of local tribes to exploit their own mineral reserves

Table 16: Desired results from improved safety - the “peace dividend”<sup>34</sup>

The table above suggests that a daunting amount of work needs to be done to see any development. While major and sustained efforts are still needed, there is encouraging evidence that shops have opened and other small businesses started, trading is increasing, movement is freer and people feel more secure than three years ago.

One example, below, from Lopei shows a multi-enterprise household with diversified income sources, an environmentally-friendly planting scheme and all children of school age attending school.

## CASE STUDY: LIVELIHOODS DIAGRAM FROM LOPEI TRADING CENTRE

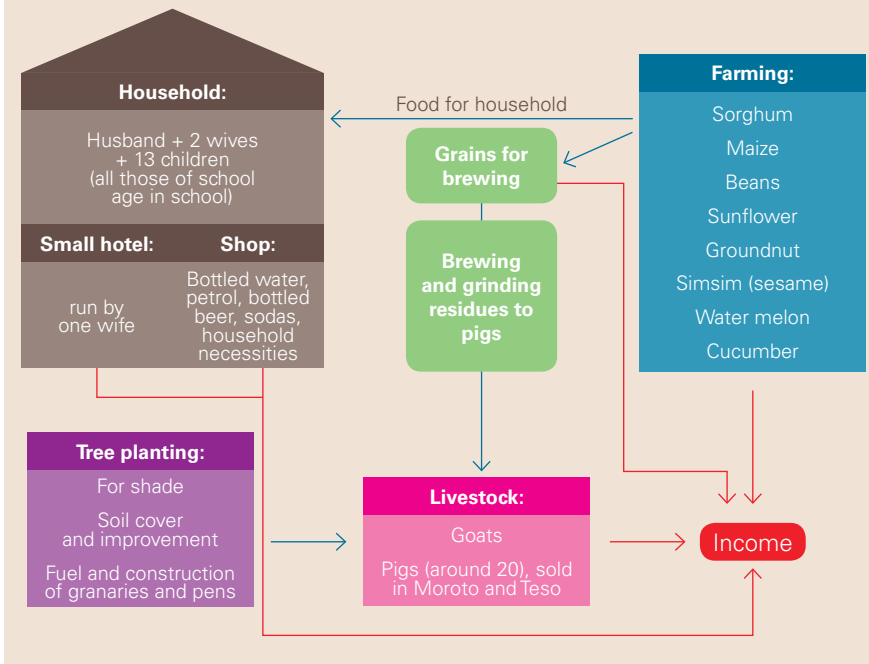


Figure 19: Case study: livelihoods diagram from Lopei trading centre

A second case study (Figure 20) typifies the dynamic, complex picture found, especially in the hills. The young men (all of whom would have been warriors in earlier times) are trying to make a living through diverse occupations. All face difficulties including threats to their personal safety, finding fairly paid employment and threats of robbery. All have participated in DRC/DDG activities and seen reduced conflict as a result. All have a broadly optimistic view of the future and look forward to the opportunities which further improvements in security could bring.

## CASE STUDY: MALE YOUTHS: MUSUPO VILLAGE, KATEKEKILE SUB-COUNTY

### Future vision:

- Extension of farming for individual families (but need security to tend fields). Need seeds for food and vegetable crops for groups and individuals, and pumps for irrigation. Want to plant woodlots, rather than cut trees from mountainsides. Want nursery beds for seedlings and training
- More livestock to give greater resilience to shocks (but need security from raids)
- Greater freedom of movement for trading (but need security from attack)
- Want DDG to continue because present security and attitudes/behaviour are fragile
- Block-making/brick-making as an alternative livelihood

### Results from DRC/DDG interventions:

- Less conflict within families and within and between communities
- Better relations with security providers

### DDG interventions experienced by youth:

- SALW sensitisation drama and song
- CME, CRMs

### Occupation/experience of safety challenges and conflicts

<b>Wood cutter</b>	<b>Mason</b>	<b>Petty traders (2)</b>	<b>Stone cutter</b>
Sometimes meets Matheniko or Turkana bandits in the hills with bows and arrows. They steal clothes and tools.	After he finishes a construction job, the client doesn't pay the full fee, so he has to get police to sort it out.	Customers abuse credit and don't pay. If so he goes to the LC1 to sort it out. If LC1 can't then it is taken to police.	Often he is not paid the full amount agreed for the work done. He goes to the Police and sometimes they help.
He has to sell the wood at a low price in Moroto.	He hires labour so they also have to be paid on time or there is unrest.	He had all his possessions stolen from his house.	Dangerous work; the cutter can break and decapitate operator. No health and safety standards.
The numbers of trees are reducing.			
He is in conflict with government which is trying to reduce wood cutting in the mountains.			

Figure 20: Case study: Male youths: Musupo village, Katekekile Sub-county

Has there been a peace dividend? Yes, to varying degrees depending on location and tribe, men and women are more able to move about and to establish and run small businesses. There is also increased trade over wider areas (e.g. livestock trading as far as Teso). However, as shown in Table 16, some desired results, such as the ability to expand farming to areas outside the safety of the village to improve food security and self-reliance, are yet to be achieved. The first case study shows that it is possible, with resources, to set up a diversified set of family incomes and activities that can sustain an extended family. The second case study is encouraging in that the five

male youths, who were warriors, are now engaged in employment - but each of them is beset by difficulties (threat of violence, theft, abuse of trust and flouting of labour standards) that are characteristic of an under-developed situation. Work done by DRC/DDG and other actors in the region needs to be matched by greater investment and regulation (principally by government) before many of the desired development outcomes can be fully realised.

### **Have DRC/DDG AVR activities resulted in any negative outcomes?**

The survey has not identified any negative impacts of the AVR activities in any of the communities visited.

Nobody is deliberately excluded, and the survey found no evidence of abuse of power or corrupt use of resources linked to project activities. However, it could also be said that there are no pro-active programme processes to include and reach those who might find it difficult to attend and participate in activities (including the elderly, persons with disabilities, single-parent households, remote households etc.).

The survey team also had the impression that the remote and migratory kraals are visited infrequently by programme staff (no data was gathered on this and no visits arranged for the survey team even though coordinators suggested visiting them). Given that they are vulnerable to attack and are forced to maintain more of a warrior culture because of this, it might be that the time has come to pay more attention to pastoralist semi-permanent and migratory kraals.

A lack of wealth-ranking in the communities means that it is not possible to determine if there is proportional representation of wealth categories in activities such as CME or serving on the CSC.

This survey did not have the time to review closely the curriculum of the seven-day CSP process to see whether the governance regime provides good representation and checks against abuses of power. Similarly, the survey team did not attend any of the SALW sensitisation dramas to see if community members were slandered or exposed to risk or ridicule.

A negative aspect mentioned in one interview was that the programme provided too many soft drinks at meetings, and that it would be more appropriate and useful to give the participants the equivalent in cash or nutritious foods which they could use more productively.



## Threats to security gains achieved to date

Unfortunately, security gains made by the project and other actors in the region are still fragile. Attitudes, particularly those underpinned by generations of cultural identity, are difficult to change in the short span of a few years. Government and development agencies must provide a significantly more attractive alternative to violence as a survival strategy. The danger is that if the drivers of conflict (Table 3) are not addressed then people will revert to what they know, despite its inherent disadvantages.

Threats to peace include hunger, poverty, wealth inequality, unbalanced disarmament, unemployment<sup>35</sup>, illiteracy, radicalism and land/resource grabbing.<sup>36</sup>

## Sustainability of AVR activities

The fragile nature of peace and security in the region underlines that there is much unfinished business in AVR. The great majority of those interviewed during the survey felt that all DRC/DDG's AVR activities should continue unchanged or should expand. This raises the questions: are the interventions financially sustainable? And are the structures put in place by the programme organisationally sustainable?<sup>37</sup>

AVR ACTIVITY	FINANCIAL SUSTAINABILITY?	INSTITUTIONAL SUSTAINABILITY?
CSPs	Plans in place, but resources needed for updating plans, refresher capacity development and periodic elections to the CSC	Governance structures and democratic processes are in place. Owned by communities, but enhanced by DDG support through Community Safety Advisers
CME for communities	Resources and expertise needed to run four-day workshops	Training of Trainers (ToT) can reduce direct DDG involvement and expand the programme, promoting local ownership and greater sustainability
CME for security providers	Resources and expertise needed to run two-day workshops	ToT can reduce direct DDG involvement and expand the programme, promoting local ownership and greater sustainability
SALW sensitisation	Drama groups need resources to visit parishes	Drama groups in place
CRMs	Meeting costs on an ongoing, regular basis	Accepted as part of local government practice
Peace meetings	Initiated by sub-counties through concept note for support. Resources for facilitation and purchasing bulls.	Accepted as part of occasional (needs-driven) local government practice

Table 16: Sustainability of AVR activities

CSPs are owned by the communities to which they apply. However, implementing the activities identified will often require some financial, material, organisational and/or technical support even if communities own the process. In some cases activities can be absorbed into government sub-county plans and budgets, but these budgets are extremely limited.

CRMs and Peace Meetings appear to have been accepted by district and local government, and in some cases similar processes have been implemented by government. It is not known if the government has resources to absorb these activities completely as there are transaction costs presently borne by DRC/DDG.

SALW dramas have been very effective and appreciated by communities. The drama groups are in place, and the incremental costs are relatively small for additional dramas that would maintain awareness and consolidate behavioural change.

CME is also at the point where it must be continued to have a lasting effect on behaviour. Use of the training of trainers (ToT) method to embed skills and knowledge of CME locally and to spread it through more communities is appropriate. However it still requires the presence and resources of an organisation to provide refresher courses, monitoring and overall coordination.

### **Are there any gaps in the AVR programme?**

The AVR programme is focussed on a limited number of activities, enabling it to make a significant difference with the resources available to it. Questionnaire findings show that current activities are relevant and highly valued. Women and men want them to continue or to be expanded. This report recommends that if additional resources can be secured, or if new partnerships can be established, there are areas such as alcohol consumption, rape, re-stocking and land tenure rights which can contribute to community safety. These are in addition to the drivers of conflict and threats to peace (principally uneven disarmament, poverty, hunger, illiteracy, open borders/access to weapons, unequal treatment of tribes/discrimination, cattle theft, natural resource disputes, land grabbing, radicalism, wealth inequality and unemployment) mentioned elsewhere.

### **Activities to curb excessive alcohol consumption**

The widespread and damaging consumption of alcohol was a shocking aspect of life in Karamoja. There are different types of alcohol consumed in the communities visited: waregi is distilled to around 40 per cent and sold to communities by external businessmen/women, while local brews (Ebutia, Komboti, Kweete and Ajon) are mostly made by local women from sorghum. Both women and men consume alcohol, and a significant proportion of many communities are drunk in the afternoon, thereby ne-

glecting productive tasks and caring for children. Even children are sometimes given the local brew to drink to feed and quieten them. In Musupo all six women who took part in the FGD drank local brew for breakfast. Alcohol is often viewed as an escape from hunger as it dulls the appetite (the local beer is seen as a food) and takes the mind off problems in the short term.

There is general agreement among LC5s, local councillors, health staff, NGOs (e.g. Riamiriam) and the police that alcohol use is damaging to society and should be curtailed. In Rupa there is a bye-law to limit drinking to the afternoon (but not well enforced), and some communities are banning the import of waregi (said to be the most damaging source of alcohol) into their villages (e.g. Nabuim). However, one LC1 noted that the police will not punish drunkenness on human rights grounds. The UPF informed the survey team that they have requested that the government brings in stricter laws on drinking. A Moroto-based UPDF commander highlighted alcohol consumption as one of two major threats to peace; the other being the availability of weapons. The Moroto CID officer sees alcohol as a key contributing factor to all violence, while the Lopei LC5 said that drunkenness, hunger and polygamy were the main reasons for domestic violence. A Logurepe councillor thought that drama (similar to that used for SALW sensitisation) would be an appropriate and effective medium to alert and inform the general population about the dangers of drinking.

One LC1 who also serves as a CSC member tries to sensitise community member about the negative effects of alcohol consumption. He noted that it is a challenging task, and that 'some listen, but others don't.'

### Rape ('forced marriage')

Although SALW sensitisation touches upon problems related to rape to some extent, given the gender dimensions related to the perceived safety threats that rape represents, this particular problem deserves more attention.

### Re-stocking

Several groups (of men and women) reported that they have gone from owning significant numbers of livestock to owning very few or none due (in part) to raiding. The natural tendency in this situation is to mount a counter-raid, which is being discouraged by all DDG/DRC programme activities. This unfairly disadvantages the last community to be raided, and there is an argument for compensating them for their loss through loans or grants or provision of at least some stock, because stock provides a buffer against shocks, thereby reducing household vulnerability to bad weather, sickness, theft and other calamities. Managing and marketing of livestock provide sources of employment, reducing the risk of time being spent nefariously.

## Security of tenure of land and natural resources

One source of tension, which many predict could increase and lead to serious violence in the future, is the status of land rights and tenure and the natural resources associated with them. It is estimated that mineral rights for at least half the total area of Karamoja have been, or is in the process of being, conceded to the private sector.<sup>38</sup> Such operations could negatively affect farming, grazing and exploitation of natural resources (natural vegetation, water resources, artisanal gold mining, game, building materials etc.) by local people who depend on such resources for their livelihoods. One Local Councillor mentioned that they had sent delegations to Kampala to lobby against corrupt officials who were aiding and abetting corrupt land-grabbing practices for the exploitation of marble, limestone and gold.

If the “peace dividend” is to lead to greater productivity from the land (through a range of land-based activities that benefit local communities) then there has to be security of land tenure (which can be usufruct<sup>39</sup>, customary ownership, community-managed or cadastral systems<sup>40</sup> that put the local users and rights first). Ceding the land to unregulated mineral exploitation or ranching or cropping by external private companies will exacerbate the scarcity of resources such as clean water and good dry season grazing, and irreversibly damage fragile ecosystems. As has happened elsewhere, in Africa and Latin America in particular, corrupt and ill-judged re-allocation of land will fuel a new wave of violence that could be avoided by careful planning of mineral exploitation and land use which benefits both the state and local populations (through employment, income, infrastructure and skills development).

An article in the Uganda Observer<sup>41</sup> reports that some officials in Karamoja sub-region are demanding an increase in the proportion of mining royalties that accrue to land-owners and local authorities. Under the current Mining Act of 2003, the central government takes 80 per cent of net royalties, the district takes 10 per cent, while the sub-counties and the owner take seven per cent and three per cent respectively. Karamoja district leaders and civil society organisations are proposing that the land owner’s share should be increased to 10 per cent, a sub-county’s share to 20 per cent, while district and central government should get 15 per cent and 55 per cent respectively, as a compensation for the impact of mining on people’s livelihoods.

## Bribery of police

When talking to community members about their relationship with security providers, several people mentioned that although trust has improved and there is greater interaction with, and reporting to, the police, they still see bribery of the police as a commonplace event and necessary to secure certain services and outcomes. This undermines real trust and could be an unresolved source of tension between communities and the UPF.

## Out-migration

Out-migration by individuals or whole families is a rational response to violence, hunger and poverty. There is ample evidence of this in the high proportion of street children in Kampala that is from Karamoja, and the 40 per cent of female-headed households due to their husbands being away. There are dangers associated with out-migration, including the vulnerability of female-headed households coping without the labour and security provided by the husband, the vulnerability to rape of female migrants and the risks of contracting HIV infection and transmitting it further.

## Greater AVR/livelihoods synergy

Many of the above-mentioned gaps point to the importance of synergy between AVR activities and DRC/DDG's livelihoods programme. Synergy with livelihoods (NUSAF2) could be enhanced if the objectives and aims of the two are nested, and gaps such as those above are considered jointly to examine how they can be addressed. If they cannot be covered in-house then partnership with other agencies could be appropriate.

## ENDNOTES

<sup>12</sup> Findings from secondary data and discussions with DRC/DDG staff and key informants.

<sup>13</sup> UNOCHA, 2011. Uganda Humanitarian Profile 2011. UNOCHA, New York

<sup>14</sup> James Bevan, "Crisis in Karamoja - Armed Violence and the Failure of Disarmament in Uganda's Most Deprived Region," Small Arms Survey, 2008, p. 42.

<sup>15</sup> Kaduuli S, "Forced migration" in Karamoja, Uganda, Africa Leadership Institute, Nairobi, 2008

<sup>16</sup> Joe Powell, "Karamoja: A Literature Review," Saferworld, March 2010.  
<http://www.saferworld.org.uk/Karamoja%20A%20literature-%20review.pdf>

<sup>17</sup> Household Economy Analysis Results (Livelihoods of Karamoja). Food Economy Group and FAO, March 2014

- <sup>18</sup> Special report on Security Provision and Small Arms in Karamoja by Kees Kingma, Frank Muhureza, Ryan Murray, Matthais Nowak and Lilu Thapa. 2012. Small Arms Survey/DDG
- <sup>19</sup> Mukutu KA. 2008. Disarmament in Karamoja: Is this a solution for localised violent inter and intra-communal conflict? The Roundtable Vol 97, No 394, pp99-120
- <sup>20</sup> Kenyan tribes, including the Turkana, have not been disarmed.
- <sup>21</sup> Special report on Security Provision and Small Arms in Karamoja by Kees Kingma, Frank Muhureza, Ryan Murray, Matthais Nowak and Lilu Thapa. 2012. Small Arms Survey/DDG
- <sup>22</sup> VSLAs in Northern Karamoja: Brief, February, 2014. Mercy Corps Northern Karamoja Growth, Health and Governance Programme.
- <sup>23</sup> One litre of local brew retails for UGX 200
- <sup>24</sup> DRC/DDG, Impact Assessment report, NUSAF2, 2012-2013 Project in Moroto Municipality and Nadunget Sub-County, Karamoja, Uganda, p.11,
- <sup>25</sup> Gazetted land has a designated official status.
- <sup>26</sup> A term used to describe instances when male youth attack and rape female youth, thereby 'forcing' the girls/young women to marry them.
- <sup>27</sup> Findings from the field survey (household questionnaires, FGDs, KIs and case studies)
- <sup>28</sup> DRC/DDG Impact Monitoring Report, Armed Violence Reduction: Improving Safety in Karamoja. Impact Assessment – October 2012, <http://drc.dk/about-drc/publications/>
- <sup>29</sup> Disarmament is on-going by the military, but is by no means complete in the mountains (Tepeth areas) in particular.
- <sup>30</sup> See Annex \* for an explanation of the Community Safety Plan process, and Annex XIV for an explanation of the formation and functions of the Community Safety Committee.
- <sup>31</sup> Police are dealing with five cases of murder in November 2014, covering Moroto district. Three of the cases are related to the Tepeth and raids-related killings. UPDF have deployed to the hills, hoping that UPDF's presence will make a difference in the area.
- <sup>32</sup> The survey team noted poor hygiene in Nabuim with severe health consequences - malaria, hepatitis A and diarrhoea. Staff at Lopei Health Centre, noted that principal health challenges include: 1. malaria, 2. respiratory infections, 3. diarrhoea. At Logurepe Health Centre the priorities were: respiratory tract infections, bacterial conjunctivitis, diarrhoea, malaria and parasitic worms.
- <sup>33</sup> It is unfortunate that brewing and brickmaking were not included in the standard responses for this question in the questionnaire, as these are almost certainly significant income sources in the study area.
- <sup>34</sup> This table summarises information obtained from qualitative interviews and discussions with female and male community members in all surveyed communities.
- <sup>35</sup> For example, high unemployment has led to conflict at the stone quarries because of competition for jobs, and because of alleged abusive labour conditions by quarry owners/managers.
- <sup>36</sup> The UPF CID officer in Moroto expects land-rights related conflicts to increase dramatically in the future, as he foresees that more people will struggle to access natural resources (including water and grazing land) and land for cultivation.
- <sup>37</sup> Environmental sustainability should also be mentioned here. Karamoja is a fragile environment which is being mined of its vegetative cover for charcoal, fuel-wood, construction poles and thatching grass – as well as for stone and minerals - in an unregulated and environmentally harmful manner. In part this is due to the lack of alternative livelihoods forcing women and men to exploit these natural resources for short-term financial gain.
- <sup>38</sup> DDG/DRC briefing
- <sup>39</sup> The temporary right to the use of the property of another (in this case community property under the jurisdiction of the village chief), without changing the character of the property
- <sup>40</sup> Oxford dictionaries define cadastral as: (Of a map or survey) showing the extent, value, and ownership of land, especially for taxation.
- <sup>41</sup> Uganda Observer 3 December 2014. Article entitled "Karamoja demands more cash for mineral wealth" by Edward Ssekika



## CONCLUSIONS

## Impact of the AVR programme on community safety

DRC/DDG's AVR programme consists of six activities devoted to winning the war against violence (not only armed violence, but also domestic violence and inter-family conflict). These are shown below. Evidence from the survey strongly shows that all six activities are perceived as useful by local communities and key informants (including security providers and local councillors).

Survey evidence strongly suggests that community safety has improved during the programme period. Attribution is difficult, due to the complex context in which the programme is implemented, and the existence of other organisations and their activities related to safety, security and livelihoods improvement.

There is also strong evidence that the AVR programme, together with efforts by other agencies (e.g. disarmament) and some key changes in cultural norms (particularly a reduced bride price), have been effective in raising awareness of the dangers and consequences of violence, and in actually reducing violence between tribes, between families and within families.

DRC/DDG appears to have been a key player in facilitating peace meetings and in bringing together communities, local government and security providers.

**CSP processes**, which are owned by communities, are useful and relevant. They have influence beyond direct AVR by focusing on issues such as rape, education and alternative livelihoods. They impact on community safety through a number of mechanisms, and allow other organisations to build initiatives around CSC structures.

**CME** for communities has proved to be effective in raising awareness of domestic conflict in particular, and providing a framework for individuals and families to confront issues before they escalate.

**CME for the security providers** has led to a greater awareness of the negative consequences of conflict with communities, and changes in practices and attitudes in the security providers. This has led to increased trust and interaction between communities and security providers, and has improved security providers' response to security threats. The overall result is a more peaceful co-existence and greater freedom of movement and trade. Overall, more than 96 per cent of female and male respondents felt that security providers had improved their safety over the last three years. This is a noteworthy achievement, which can be attributed in great part to DRC/DDG.



**SALW sensitisation** has been very effective in changing attitudes about gun ownership as a result of the appropriate ways in which it has approached this sensitive subject. Drama, song and radio reach a mass audience and also touch on other social problems (drunkenness, domestic violence, rape and school enrolment).

**CRMs** have been very effective in:

- a. bringing civic and military stakeholders together and developing trust and respect between them;
- b. discussing safety challenges; and
- c. formulating, expediting and following up on actions to be taken.

While the focus of the meetings is safety and security, other issues not directly related to AVR are also discussed in the meetings. One UPF noted that discussions on GBV during CRM were instrumental in reducing this problem.

**Peace meetings** have proved effective in bringing conflicting parties together to try to resolve differences and cut the cycle of raids and counter-raids. This is particularly encouraging as the process is initiated by the affected sub-counties. There are also cash incentives to any party to cloud the motivation for the meetings. The longer term impact of Peace Meetings may be compromised by unequal disarmament between ethnic groups and between neighbouring countries, meaning that the peace is fragile and sensitive to changing circumstances.

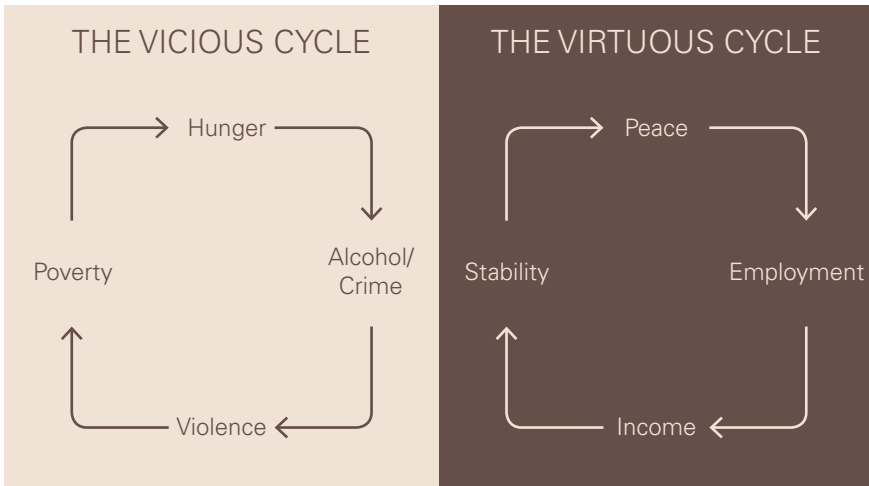
Overall, community safety has improved over the programme period to date. While external threats from raiding have diminished, conflicts within families and within villages represent bigger problems for communities. Abduction is perceived to have diminished, but the threat of theft is significantly more serious now. In addition to safety benefits, health and households' economic well-being appear to have improved during the programme period.

### Impact of the AVR programme on community development

It is often assumed that improved safety automatically results in enhanced development. This report emphasises that, while safety and security are preconditions for sustainable development, improved safety does not always lead to improved development. Experiences from a complex region like Karamoja clearly indicate that significant improvement in livelihoods requires considerably more than just improved safety.

It is evident that many communities have moved away from deeply rooted cultural and livelihood practices that used to result in widespread violence and many deaths. Findings from this study suggest however, that communities struggle to identify alternative livelihoods which are appropriate to the context and that are sustainable. Many informants noted that they are hungrier now compared to 10 years ago.

Many of those interviewed during the study explicitly stated that hunger and poverty were their underlying problems, and that violence is linked to these. Discussions with DRC/DDG staff about the drivers of conflict (Table 3) also point to the political, cultural, environmental and social challenges underlying violence (unequal disarmament, poverty, unemployment, hunger, illiteracy, high bride price, access to weapons and competition for natural resources – including land and minerals). The question is where in the vicious cycle should DRC/DDG put its effort in order to make the transformation to the virtuous cycle?



### Extent to which the project has contributed to a peace dividend

Conditions need to be right before developmental benefits leading to improved livelihoods and a “peace dividend” will be expressed. Necessary preconditions include, but are not limited to:

- security;
- political will;
- secure land tenure;
- expanding, fair markets;
- income generation and savings;

- access to information and capacity;
- alternative employment;
- appropriate technologies;
- mobility and links to rest of Uganda;
- resources and materials;
- adaptation of cultural practices;
- education, hygiene, health;
- time for attitudes to change; and
- co-ordination between agencies.

Fortunately, many encouraging activities exist, and can be built on, such as DRC/DDG's livelihoods programme, establishment of VSLAs, the Nabulatok resolution<sup>43</sup>, communities reporting incidents to the police, collaboration between UPDF and LDUs, and the fact that many people are tired of violence.

Further action on the part of government, NGOs and donors is however required, in addition to the investment of effort, resources, organisation, cohesion and commitment by community members and their leaders. These initiatives have great potential to positively impact livelihoods through the following changes and outcomes:

- expansion of farming and grazing to previously unsafe locations, increasing food security;
- livestock trading;
- re-stocking of livestock and diversification of cropping, reducing vulnerability to seasonal variation and climate change;
- reduction in charcoal burning, collection of fuel and harvesting of construction wood that is harmful to the environment;
- establishment of small businesses, generating employment opportunities and income;
- greater incentives to invest (private, donor, government, individual);
- freedom of movement, expanding trade and access to markets (including in neighbouring countries)
- reduction of food aid and dependency (increase in self-reliance, and diversion of aid into building sustainable capacity);
- reduction of time lost to firearm injuries and other forms of violence;
- reduced fear and fewer widows and orphans;
- attraction of professionals to the villages (schoolteachers, health staff, etc.);
- increased settlement/re-settlement;
- improved health/nutrition and improved access to immunisation;
- improved school attendance, especially for those living in remote locations; and
- sustainable community use of natural resources (including artisanal exploitation of mineral resources).

Security gains contributed to by DRC/DDG are still fragile. Attitudes, particularly those underpinned by generations of cultural identity, are difficult to change in the short span of a few years. Government and development agencies, including donors and NGOs must coordinate better between themselves and provide a significantly more attractive alternative to violence as a survival strategy, or people will revert to what they know, despite its inherent disadvantages.

Communities suggested that to be sustainable, communities and tribes “need to own the peace” (rather than seeing it as an NGO or government initiative). CSPs are a step in that direction. The survey team was also told by local councillors and by security providers that the fact that communities are reporting security incidents to security providers is a good indicator of changed attitudes. DRC/DDG can take part of the credit for that.

## GENDER DIMENSIONS

Many of the survey findings reveal a surprising level of consistency between women and men’s perceptions related to safety, threats to safety and the significance and usefulness of DRC/DDG’s activities. There are, however, a few instances when differences can be detected, including the perceived safety threats related to rape. This difference clearly indicates the importance of including both women and men in surveys, and of collecting and analysing all data in a sex-disaggregated manner, to enable the identification of such differences in the first place.

Findings reveal that women are less aware of and participate less in all activities compared to men. Interestingly, women and men perceive women’s involvement in most AVR activities to be greater than it actually is. As noted earlier, peace meetings represent the activity where the greatest gender discrepancy in terms of participation exists. This is particularly worrying, since documented global evidence clearly indicates that women’s active participation in peace processes is a precondition for any peace to be inclusive and sustainable.<sup>44</sup>

## SYNERGIES BETWEEN DRC/DDG'S AVR AND LIVELIHOODS PROGRAMMES

A 2013 study on programming synergies between DRC and DDG found the Uganda programme to have the strongest structural and programming synergies out of the seven DRC/DDG programmes studied.<sup>45</sup>

DRC/DDG's programming synergies<sup>46</sup> are particularly relevant for this survey, given the linkages between safety, socio-economic development and livelihoods. Synergies in this regard essentially concern effective coordination, harmonisation and integration of the two main programmes (AVR and livelihoods). Recognising the complementarity of the two programmes, DRC/DDG is in a good position to further strengthen linkages between improved safety and sustainable livelihoods. DRC/DDG has great opportunities to develop innovative programming by strengthening the synergies between AVR and livelihood activities. Greater synergies between the two programmes could add value by:

- working together to identify effective and sustainable community-based solutions to address safety and livelihoods challenges (particularly those that address hunger, poverty and employment);
- utilising AVR-established community connections and structures for long-term development; and
- bridging the gaps between improved safety and the divergence from traditional practices (including cattle raids) on the one hand, to alternative, sustainable livelihoods on the other.

## ENDNOTES

<sup>42</sup> The Tepeth are only partly disarmed, and the Kabong are not yet disarmed (Lilu Thapa, personal communication). There is also the danger that tribes such as the Matheniko see themselves threatened by tribes that are armed, and decide to re-arm themselves.


<sup>43</sup> The Nabalatok Resolution (named after a DDG-facilitated Peace Meeting) demands compensation to the rightful owner by the perpetrator of theft of double the quantity stolen.

<sup>44</sup> Recognising women and men's unequal involvement in peace processes, United Nations Security Council Resolution (UNSCR) 1325 on Women, Peace and Security focuses on the importance of women's active participation in peace processes and the significance of understanding how security may affect women, girls, boys and men differently. UNSCR 1325 [http://www.peacewomen.org/themes\\_page.php?id=15&subtheme=true&adhoc=53](http://www.peacewomen.org/themes_page.php?id=15&subtheme=true&adhoc=53)

<sup>45</sup> GICHD, Naidoo, S., Programming Synergies between DRC and DDG, Geneva, June 2013

<sup>46</sup> The Oxford Dictionary defines the term synergies as: 'The interaction or cooperation of two or more organisations, substances, or other agents to produce a combined effect greater than the sum of their separate effects.'





## RECOMMENDATIONS

## INTRODUCTION

The recommendations below are confined to, and based on, evidence gathered during the study, and are primarily aimed at improving DRC/DDG's programme activities in Karamoja (unless explicitly stated), with a view to achieving more sustainable outcomes and impacts. Some recommendations may be relevant to programmes in other countries. Because of the strong two-way linkages between violence and certain aspects of livelihoods, recommendations are made to the DRC/DDG AVR and livelihoods programmes. Some recommendations will hopefully also be useful to other organisations implementing similar activities.

The study identified the following primary drivers of conflict:

- uneven disarmament;
- open borders and access to weapons;
- high bride prices;
- illiteracy;
- poverty;
- unemployment;
- famine, and
- scarcity of natural resources (water for people and livestock, and good arable land for farming).

The drivers all affect livelihoods as components of the vulnerability context and/or as aspects of the assets available to households (see Figure 1).

The first group of recommendations addresses these drivers of conflict, although it is acknowledged that the DRC/DDG programme cannot hope, on its own, to tackle all of these drivers. However, the AVR and livelihoods components should consider these drivers carefully to see that none of them is "falling between the cracks", either within the organisation or across the various government, NGO and community-based agencies working in Karamoja.

The second set of recommendations suggests ways to fine tune DRC/DDG's current AVR activities. The third group of recommendations suggests ways in which, given the resources, the programme could extend its scope to address additional violence-related issues. The fourth set of recommendations suggests mechanisms by which the AVR and livelihoods programmes can become more integrated, while the last set makes recommendations for future surveys of this type.



## RECOMMENDATIONS ADDRESSING PRIMARY DRIVERS OF CONFLICT

### UNEVEN DISARMAMENT AND ACCESS TO WEAPONS

**Convene** stakeholder workshops to map the present disarmament situation in Karamoja, and any trends that are emerging.

**Share** key workshop findings and recommendations with relevant authorities and security providers, with the objective of positively influencing current and future disarmament activities.

**Utilise** DRC/DDG's presence in Kenya and South Sudan and further build on, and strengthen, cross-border programme collaborations to tackle issues more effectively, including cross-border raids and uneven disarmament. Consider developing and submitting joint proposals.

### BRIDE PRICES

**Commission** research on the trajectory of bride prices in different parts of Karamoja, and the consequences of these trends on safety, including raids, theft, violence, rape, polygamy and indebtedness. Include issues related to bride price moderation in sensitisation drama and songs.

### ILLITERACY, POVERTY AND UNEMPLOYMENT

**Identify** potential areas of employment and income generation for women and men.

**Identify** suitable training (including adult literacy/numeracy<sup>47</sup> and vocational training) and resources (e.g. small amounts of start-up capital from VSLAs and micro-credit) required to support women and men in gainful employment.

**Encourage** the government to enforce national minimum labour standards (health and safety, conditions of employment and child labour laws) on employers, including those exploiting stone, marble, gold and other minerals.

### FAMINE AND SCARCITY OF NATURAL RESOURCES

**Develop** a strategy that allows DRC/DDG (as part of a regional strategy involving other government, donor, NGO and CBO stakeholders) to gradually move from a humanitarian agricultural livelihoods programme (food for work, supply of seeds and seedlings) to a development programme (improving input supply channels, value chains and marketing, and improving information channels and skills levels).

**Develop** environmentally sustainable, community-level land-use plans (for mountain and plains ecologies) to start reversing dependence on the present survival-induced degrading conversion of natural capital to financial capital. Such land-use planning would include community-level soil and water conservation measures, planting of soil cover (trees, shrubs, grasses, legumes as appropriate) and definition of grazing areas and livestock corridors where relevant. Environmentally suitable arable areas would be identified, as well as those areas (such as steep hillsides) that are unsuitable for cultivation. The plans would be complemented by the establishment of nurseries for fruit and timber species, a horticultural programme using techniques that use minimal amounts of water and protect against the climatic elements and pests to provide nutritious supplements to local staple starch crops.

**Encourage** the establishment of district agricultural task forces to coordinate land-based development (including mineral exploitation) in a transparent way.

## RECOMMENDATIONS FOR SPECIFIC AVR ACTIVITIES

### GENDER CONSIDERATIONS

Recognising women's lower level of awareness of, and participation in, AVR activities, DRC/DDG should **pay more attention** to gender dimensions in its programme design and implementation phases.

**Ensure** women are better informed of the various activities, through outreach and sensitisation work, utilising DRC/DDG's female AVR staff and female role models in communities.

**Ensure** all sensitisation work that targets girls and women specifically is designed in ways that recognise the high level of female illiteracy (93 per cent, as compared to 79 per cent for men) and that it is adapted accordingly.

**Encourage** active participation of female community members in all AVR activities.

**Promote** increased awareness among women and men of the reasons why it is important to involve women in peace meetings to promote inclusive and sustainable peace.

### COMMUNITY SAFETY PLANS AND COMMITTEES

**Identify** and implement a process to enable the monitoring, reviewing and updating of CSPs, most of which were developed in 2010/11.

**Develop** and implement a programme of capacity-building to refresh and augment the skills and knowledge of CSC members.

### CONFLICT MANAGEMENT EDUCATION

**Continue** with CME (for communities and security providers) to consolidate awareness of conflict issues and their management.

**Continue** to use ToT to embed skills and knowledge of CME locally and to extend its reach to more communities.

**Continue** to provide monitoring and overall coordination of the CME programme.

### SALW SENSITISATION

**Continue** with SALW sensitisation to consolidate awareness of the dangers of weapons and the consequences of their use.

### COMMUNITY REGULAR MEETINGS

**Devolve** responsibility for CRMs to the appropriate government authorities, providing support during the transition phase.

### PEACE MEETINGS

**Devolve** responsibility for peace meetings to the appropriate government authorities, providing support during the transition phase.

## RECOMMENDATIONS FOR EXPANDING AVR PROGRAMME TO ADDRESS ADDITIONAL VIOLENCE-RELATED ISSUES

Assuming necessary resources are made available (financial and human), there is a clear justification for expanding DRC/DDG's programmes to cover a number of additional violence-related issues that have been identified by communities as impacting on their safety and livelihoods, as follows:

### EXCESSIVE ALCOHOL CONSUMPTION

**Conduct** a study of different aspects (types of alcohol, violence and other negative consequences, health implications, gender considerations, income benefits, nutrition benefits, impact of bye-laws and other regulatory measures etc.) of the issue and their relationship to violence in communities. Use sensitisation activities similar to those used for SALW to raise awareness of the problem, its negative impacts and the benefits of changing behaviour.

### RAPE (INCLUDING 'FORCED MARRIAGE')

**Convene** one or more workshops with relevant stakeholders (LC1, LC3, LC5, district authorities, UPF, NGOs, religious leaders etc.) to understand the scope of the problem, trends, and ways of addressing it. Raise awareness and encourage openness about the issue through drama and radio to underscore the negative consequences for the victim, and highlight what can be done to report and follow up the crime.

### KRAALS

**Give** more attention to the semi-permanent and migratory kraals.

### REGIONAL SECURITY POLICY AND STRATEGIC PLAN

**Encourage** government and relevant NGOs/CBOs to develop a region-wide, government-driven security policy and strategic plan. DRC/DDG should use its field experience to ensure all relevant issues are included, and that proposed actions are proportionate and appropriate.

### LAND RIGHTS

**Expand** activities to include land rights-related issues, expected to become more pervasive and serious in the future.

**Conduct** land rights assessment, with a view to better understand key land rights-related issues in Karamoja.

**Assess** linkages between land rights and current DRC/DDG activities, to better understand potential impacts on programme activities and sustainable results.

**Link up** with local, national and international NGOs that focus on land rights and are operating in Karamoja, to explore opportunities for future collaboration.

## RECOMMENDATIONS FOR FURTHER INTEGRATION OF AVR AND LIVELIHOODS PROGRAMMES

There is already partial integration of DRC/DDG's AVR and livelihoods programmes, reflecting their complementarity in enhancing people's well-being. Concrete ways in which the programmes can be further integrated include:

**Expand** livelihoods programme to areas where the AVR programme is, or has been, implemented.

**Expand** AVR and livelihoods programmes to new areas where there is an identified need.

**Design** livelihoods activities based on key issues identified during the CSP process.

**Target** the same beneficiaries across the two programmes, thereby applying a holistic approach, promoting socio-economic development.

**Draft** funding proposals that clearly highlight the linkages between the two programmes, underlying the holistic approach.

**Design, implement and monitor** the programmes jointly.

**Jointly characterise** and quantify diversity within DRC/DDG-targeted communities. Classifying households by parameters such as wealth<sup>48</sup>, and identifying the disadvantaged (due to age, disability, sickness, widowhood, divorce, absence, remoteness etc.) would assist DRC/DDG to target its programmes and to monitor those benefitting (and not benefitting) from its programmes more effectively.

## RECOMMENDATIONS FOR FUTURE SURVEYS

**Provide** feedback on the findings of this survey to those who contributed their ideas to it. Opportunities should be sought (e.g. through CRMs) to share conclusions and recommendations with the communities and key informants involved in the survey.

**Consider** adding an initial reconnaissance visit to surveys of this nature to ensure that context specific issues, cultural aspects and income sources are incorporated into the household questionnaire (this recommendation to DRC/DDG head office and to GICHD)

**Use** tablets and a professional data analyst where possible in future surveys involving complex questionnaires (this recommendation to DRC/DDG head office and to GICHD).

**Train and deploy** a balanced mix of locally recruited female and male enumerators and ensure gender balance among other staff involved in the survey

**Review and translate** (when relevant) the household questionnaire with national staff and enumerators, to ensure it is context appropriate and specific.

**Conduct** separate FGDs and case studies with female and male community members, utilising the gender-balanced survey team composition.

**Ensure** data is collected and analysed in a sex-disaggregated manner, to enable gender-related issues to be identified and acted upon.

## ENDNOTES

<sup>47</sup> In an FAO literacy programme in Afghanistan, the lessons were themed for horticultural situations, so the women students learned about horticulture at the same time as learning how to read and write.

<sup>48</sup> See: [http://siteresources.worldbank.org/EXTTOPPSISOU/Resources/1424002-1185304794278/4026035-1185375653056/4028835-1185375678936/5\\_Wealth\\_ranking.pdf](http://siteresources.worldbank.org/EXTTOPPSISOU/Resources/1424002-1185304794278/4026035-1185375653056/4028835-1185375678936/5_Wealth_ranking.pdf)



## ANNEXES

## ANNEX I: INDIVIDUALS INTERVIEWED

NAME	ORGANISATION/LOCATION	POSITION
Karina Lynge	DDG Nairobi	Head of Programme Design, AVR
Lilu Thapa	DRC/DDG, Kampala	Country Director
Poul Thisted	DRC/DDG, Moroto	Program Manager
Jimmy Kokedieny	DRC/DDG, Moroto	AVR Coordinator
David Putan	DRC/DDG, Moroto	AVR team
Hellen Asekenye	DRC/DDG, Moroto	Livelihoods Coordinator
Patrick Okello Ogwee	DRC/DDG, Moroto	Livelihoods team
Sylvia Kapello	Riamiriam, Moroto	Executive Director
Michael Jackson	Lopei Trading Centre (TC)	LC5
Loberai Paul	Lopei TC	LC1
Logiel Eliya	Lopei TC	Sub-county speaker
Achuka Mario	Lopei TC	VSLA member
Lochap Noah	Lopei TC	VSLA member
Lokeris Isaac	Lopei TC	Village health team, and village crime prevention member
Lomilo Frederick	Lopei TC	Community Safety Committee and dramatist for SALW sensitisation
Loukae John	Lopei TC	CSC, cereal banking
Kedia Abraham	Lopei TC	CSC, crime prevention
Lochu Gabriel	Lopei TC	Student
Lomonyang Abraham	Lopei TC	Student
Ababa Simon Peter	Lopei TC	6th Grade school leaver
Kokoi Michael	Lopei TC	Cattle trader
Lokiru Maniko	Lopei TC	Cattle trader
Lokiru Amureger	Lopei TC	Cattle trader
Lokwang Abraham	Lopei TC	Cattle trader
Keem Awoymug	Lopei TC	Cattle trader

Lomakal Eveline	Lopei TC	Wife and small hotelier
Paul Longes	Lopei TC	Shop keeper
Anon	Interviewed at Lopei TC, but resident in a Kraal about 10 km from Lopei.	Pastoralist
Anon	Interviewed at Lopei TC, but resident in a Kraal about 10 mm from Lopei.	Pastoralist
Eruu Joseph	Lotome	LC5
Agan Abraham Obbo	Loolim	Youth
Lokiru Emmanuel	Naitakosowan	Youth
Lomuria Thomas	Kaingolojek	Youth
Lonu Lokwang	Lonyilik	Farmer
Lodim Albino	Lonyilik	LC1
Akello Rosemary	Lonyilik	Farmer
Tukon Luca	Lonyilik	Farmer
Lomer Lodia	Nabuim	LC1
Nakiru Clementina	Nabuim	Councillor and dramatist
Lokut J. Bosco	Musupo	Petty trader
Abura Ben	Lomunyen-Kirion	Mason
Awas Thomas	Lokwachom	Stone cutter
Loru Moses	Namus	Petty trader
Loitakori Lochap	Kailekol	Wood cutter
Lote Logwanga	Musupo	LC1
Alice Kyonga	Musupo	Widow
Lokiru John	Naroo (Logurepe)	LC1
Lotokang Clementina	Councillor	Narengeny parish
Nagro Antoine	Councillor	Kakingol parish
Lokolong Chaun	Councillor	Narengeny parish
Ladonga Lokwangoria	Councillor	Naroo village
Archau Florence	Enrolled nurse	Katingol
Owot James	Sergeant, UPDF	Katingol

Kwarissa Abdullah	Acting Lance Corporal, UPDF	
Katingol		
Okedi Geaorge William	Intelligence Service, UPDF	Katingol
Tariwake Charles	Private, UPDF	Katingol
17 women, aged between 21 and 45	Lopei TC	Lopei TC
Veronica	Midwife / head of health centre	Lopei Health Centre
Rose	Midwife	Lopei Health Centre
Agnes	Nurse	Lopei Health Centre
Adei John Bosco	Teacher	Lopei Primary School
Pauline	Head teacher	Lopei Primary School
Charles	Teacher	Lopei Primary School
Michael	Teacher	Lopei Primary School
Ojakol Charles	Teacher	Lopei Primary School
Lydia	Shop owner	Lopei TC
Alfa Lokawa	Shop manager	Lotome
Locoro Keke Rebecca	Head teacher	Lotome Primary School
John Thompson	Teacher	Lotome Primary School
Abraham	Teacher	Lotome Primary School
11 women	Housewives	Longilik (Tapach)
Okello Jasper	Police Constable	Singila Police Post
Adrole Abasi	Police Constable	Singila Police Post
Patrick	UPDF commander	Lia Parish
Namana	Private officer	Lia Parish
Omoit Julius	Detach UPDF Deputy commander	Lia Parish
Emmanuel	LDU platoon commander	Lia Parish
Loakli John	Political commissioner	Lia Parish
Lopeichi Marko	LDU member	Lia Parish
Ngorok Grace	Female community member	Musupo
Nakut Sofia	Female community member	Musupo



Pulkol Joojo	Female community member	Musupo
Lokeris Veronica	Female community member	Musupo
Nakiru Anna	Female community member	Musupo
Namer Regina	Female community member	Musupo
Lokorio Albino	CSC member	Musupo
Namer Safia	CSC member	Musupo
Akol Peter	Police sergeant	Rupa
John Omwony	District CID officer	Moroto
John Charles Anywar	Colonel, UPDF	Moroto

## ANNEX II: SURVEY SCHEDULE

DATE	ACTIVITY	LOCATION	DDG/DRC STAFF	VILLAGE/ PLACE
Fri 28 Nov	Arrival of Åsa Massleberg in Kampala	Kampala	Driver	-
Sat 29 Nov	Arrival of Barry Pound in Kampala	Kampala	Driver	DDG Guest house
Sun 30 Nov	Arrival of Barry and Åsa in Moroto	Moroto	Kiss Movement - Bosco	DRC field office Moroto
Mon 1 Dec	Briefing by DDG/DRC staff. Stakeholder analysis.	Moroto	Poul, Jimmy, David and CSAs	DRC field office Moroto
Tues 2 Dec	Drivers of conflict analysis; links to programme activities.  Links between AVR activities and livelihoods	Moroto	AVR and Livelihoods staff	DRC field office Moroto
Wed 3 Dec	Training	Moroto	Training – AVR staff and enumerators	DRC field office Moroto
Th 4 Dec	Training. Classroom trial of questionnaire	Moroto	Training – AVR staff and enumerators	DRC field office Moroto
Fri 5 Dec	Field trial of questionnaire; FGD, case studies and KIIs	Napak	AVR staff and enumerators	Lopei TC (FGD) Kalesa HHQ
Sat 6 Dec	HHQ, FGD, case studies and KIIs	Napak	AVR staff and enumerators	Lopei TC(FGD) Lomuria (HHQ)
Sun 7 Dec	Refinement of methods	Moroto	-	Hotel
Mon 8 Dec	HHQ, FGD, case studies and KIIs	Napak	Lotome	Naregai/Loolim (FGD) Loluk (HHQ) Naronit (HHQ)
Tue 9 Dec	HHQ, FGD, case studies and KIIs	Moroto	Tapac	Lonyilik/Lokiles (FGD) Kosiroi (HHQ)
Wed 10 Dec	HHQ, FGD, case studies and KIIs	Moroto	Katekekile	Nabuim (FGD) Nabuim (HHQ)
Th 11 Dec	HHQ, FGD, case studies and KIIs	Moroto	Katikekile	Musupo (FGD) Musas (HHQ)

Fri 12 Dec	HHQ, FGD, case studies and KIIs. Party	Moroto	Katekekile	Logurepe (FGD) Logurepe (HHQ)
Sat 13 / Sun 14 Dec	Travel to Kampala	Kampala	Poul/Lilu	Kampala
Mon 15 / Tues 16 Dec	UK/Geneva	Travel	-	-

## ANNEX III: TRAINING SCHEDULE

Karamoja Safety and Livelihoods Survey Enumerator Training Programme  
DRC-DDG Office, Moroto; 3 – 5 December 2014

TIME	TOPIC	PURPOSE/COMMENTS	RESPONSIBLE
<b>WEDNESDAY 3 DECEMBER</b>			
08.00 – 08.20	Welcome and introduction	All staff and enumerators introduce themselves	Poul Thisted Åsa Massleberg Barry Pound DDG/DRC staff Enumerators
08.20 – 08.30	Background and introduction to the GICHD	For enumerators to understand what kind of organisation the GICHD is and why it is involved in the survey.	Åsa Massleberg
08.30 – 09.00	Introduction to DDG/ DRC's AVR programme and other activities in Karamoja (CSP, NUSAF and GFD)	For enumerators to understand and be familiar with DRC/DDG's activities.	Jimmy Albert Aleper David Putan
09.00 – 09.10	Background to the survey	For enumerators to understand the reason for conducting the survey and the background.	Poul Thisted Åsa Massleberg
09.10 – 09.40	Gender and Diversity considerations	To discuss how gender and diversity issues are relevant to surveys and why.	Åsa Massleberg
09.40 – 10.00	Summary: Context analysis		Barry Pound
<b>10.00 – 10.30 TEA BREAK</b>			
10.30 – 10.40	Survey programme	For enumerators to understand the general programme and what will happen.	
10.40 – 11.15	Introduction to the survey <ul style="list-style-type: none"> <li>• Objectives</li> <li>• Research questions</li> <li>• Survey tools</li> </ul>	For enumerators to understand the objectives and purpose of the survey, to be familiar with the key research questions and to understand that several different tools will be used	Barry Pound
11.15 – 12.30	Good practices and lessons learnt (questionnaire surveys)	To highlight good practices and lessons learnt from other surveys.	Barry Pound Åsa Massleberg
12.30 – 13.00	Introducing the survey tablets	Enumerators to familiarise themselves with the tablets	

13.00 – 14.00 LUNCH			
14.00 – 14.30	Recap of morning		
14.30 – 17.00	Understanding the questionnaire	Enumerators to familiarise themselves with the questionnaire, translated version and English version (on tablets). Go through question by question and make sure everything is clear and that all questions are properly understood.	David Putan
THURSDAY 4 DECEMBER			
08.00 – 08.20	Recap of previous day		
08.20 – 10.00	Understanding the questionnaire	Enumerators to familiarise themselves with the questionnaire, translated version and English version (on tablets). Go through question by question and make sure everything is clear and that all questions are properly understood.	David Putan
10.00 – 10.30 TEA BREAK			
10.30 – 13.00	Classroom trial of questionnaire (in pairs)	Enumerators interview each other in pairs, using the tablets. The purpose is to further familiarise ourselves with the tablets and the questionnaire, to understand how long it takes to complete one questionnaire and to identify possible challenges with translated version/questions.	Enumerators
13.00 – 14.00 LUNCH			
14.00 – 14.30	Planning and logistics <ul style="list-style-type: none"> <li>• Work-plan</li> <li>• Village procedures</li> <li>• Payment</li> <li>• Signing in and out</li> <li>• Village survey trial</li> <li>• Uploading of data</li> <li>• Charging of tablets</li> <li>• Feedback</li> </ul>	To understand the survey and work-plan better, the procedures for visiting the villages, arranging meetings with local authorities and village leaders, selecting sample groups, and households, etc.	Barry Pound Åsa Massleberg Jimmy Albert Aleper David Putan Bosco Mukura
FRIDAY 5 DECEMBER			
07.00 – 16.00	Village trial and feedback	To test the tablets and questionnaire in village. Identify challenges and problems and discuss at DRC/DDG base in the afternoon.	Enumerators, supervisors, Åsa Massleberg, Barry Pound

## ANNEX IV: SURVEY HOUSEHOLD QUESTIONNAIRE

A. BASIC INFORMATION			
<b>A01.</b> Enumerator number:		SINGLE SELECT	
<b>A02.</b> Team Number: SINGLE SELECT 1. <input type="checkbox"/> Team 1 2. <input type="checkbox"/> Team 2 3. <input type="checkbox"/> Team 3 4. <input type="checkbox"/> Team 4		<b>A03.</b> Date of interview: AUTOMATIC	
<b>A04.</b> Household No: NUMERIC		<b>A05.</b> District: SINGLE SELECT 1. <input type="checkbox"/> Moroto 2. <input type="checkbox"/> Napak	
<b>A06.</b> Sub-county: SINGLE SELECT 1. <input type="checkbox"/> Tapac 2. <input type="checkbox"/> Katikekile 3. <input type="checkbox"/> Lotome 4. <input type="checkbox"/> Lopei		<b>A07.</b> Village (sub-county): SINGLE SELECT 1. <input type="checkbox"/> Kosiroi (Tapac) 2. <input type="checkbox"/> Musas (Katikekile) 3. <input type="checkbox"/> Logurepe (Katikekile) 4. <input type="checkbox"/> Nabuin (Katikekile) 5. <input type="checkbox"/> Loluk (Lotome) 6. <input type="checkbox"/> Naronit (Lotome) 7. <input type="checkbox"/> Kalesa (Lopei) 8. <input type="checkbox"/> Lomuria (Lopei)	
<b>A08.</b> Location of interview: <input type="checkbox"/> Within the Manyatta <input type="checkbox"/> Outside the Manyatta SINGLE SELECT			
<b>A09.</b> Social category or categories of respondent: SELECT MULTIPLE 1. <input type="checkbox"/> Village head 2. <input type="checkbox"/> Group leader (men's group, women's group, youth groups, religious leader) 3. <input type="checkbox"/> Widow or divorced woman 4. <input type="checkbox"/> District authority member/security provider (Police or military) 5. <input type="checkbox"/> Pastoralist 6. <input type="checkbox"/> Warrior/reformed warrior 7. <input type="checkbox"/> Community safety committee member 8. <input type="checkbox"/> Youth (male or female under 14 years old) 9. <input type="checkbox"/> Disabled person 10. <input type="checkbox"/> Farmer 11. <input type="checkbox"/> Other			

## B. DEMOGRAPHIC INFORMATION

**B01. Sex of respondent:** 1.  Male 2.  Female SINGLE SELECT

**B02. Age of respondent:**  NUMERIC

**B03. Ethnic group of respondent:** SINGLE SELECT + OTHER  
1.  Jie 2.  Matheniko 3.  Pian 4.  Bokora 5.  Pokot  
6.  Tepeth 7.  Mixed ethnicity 8.  Other (Specify)

**B04. Are you able to Read and Write?** SINGLE SELECT  
1.  Yes 2.  No

**B05. Sex of household head:** SINGLE SELECT  
1.  Male 2.  Female

**B06. If female-headed household, reason for this:** SINGLE SELECT + OTHER  
1.  Divorced  
2.  Widowed  
3.  Husband away  
4.  Other (Specify)

**B02. Number of people living in the household:**  NUMERIC

## C. HOUSEHOLD HEALTH AND SAFETY

**C01. Is your health better or worse than it was 3 years ago?** SINGLE SELECT  
1.  Worse 2.  Same 3.  Better

**C02. Do all your male children of primary school age go to school?** SINGLE SELECT  
1.  Yes 2.  No

**C03. Do all your female children of primary school age go to school?** SINGLE SELECT  
1.  Yes 2.  No

**C04. Has anyone in the household been affected by violence (within or outside the household) in the last 3-years?** SINGLE SELECT  
1.  Yes 2.  No

**C05. What type of violence was responsible?** SINGLE SELECT + OTHER  
1.  Shooting  
2.  Beating  
3.  Other (Specify)

<b>C06.</b> Who was responsible? 1. <input type="checkbox"/> People within the Manyatta 2. <input type="checkbox"/> People from outside the Manyatta 3. <input type="checkbox"/> The security providers (UPDF/LDU/UPF) 4. <input type="checkbox"/> Other (Specify) <input type="text"/>	SINGLE SELECT + OTHER
<b>C07.</b> Did the violence result in: 1. <input type="checkbox"/> Injury                      1. <input type="checkbox"/> Yes   2. <input type="checkbox"/> No 2. <input type="checkbox"/> Damage to property   1. <input type="checkbox"/> Yes   2. <input type="checkbox"/> No 3. <input type="checkbox"/> Theft of possessions   1. <input type="checkbox"/> Yes   2. <input type="checkbox"/> No	SINGLE SELECT
<b>C08.</b> Has that violence been reduced now? 1. <input type="checkbox"/> Yes   2. <input type="checkbox"/> No	SINGLE SELECT
<b>C09.</b> If yes, how was the violence reduced? 1. <input type="checkbox"/> Reduced numbers of guns 2. <input type="checkbox"/> Disputes resolved 3. <input type="checkbox"/> Better relations with outsiders 4. <input type="checkbox"/> Better relations with security providers 5. <input type="checkbox"/> Other (Specify) <input type="text"/>	MULTIPLE SELECT + OTHER

## D. PHYSICAL AND NATURAL ASSETS OF THE HOUSEHOLD

<b>D01.</b> Type of house now: 1. <input type="checkbox"/> Temporary   2. <input type="checkbox"/> Wood/Mud   3. <input type="checkbox"/> Stone/brick/cement block	SINGLE SELECT
<b>D02.</b> Do you, or someone in the household own land? 1. <input type="checkbox"/> Yes   2. <input type="checkbox"/> No	SINGLE SELECT
<b>D03.</b> Landholding Size now: <input type="text"/> (acres)	NUMERIC
<b>D04.</b> Camels owned by the household <input type="text"/>	(if none, put 0, do not leave blank!) NUMERIC
<b>D05.</b> Cattle owned by the household <input type="text"/>	(if none, put 0, do not leave blank!) NUMERIC
<b>D06.</b> Goats owned by the household <input type="text"/>	(if none, put 0, do not leave blank!) NUMERIC
<b>D07.</b> Chickens owned by the household <input type="text"/>	(if none, put 0, do not leave blank!) NUMERIC
<b>D08.</b> Donkeys owned by the household <input type="text"/>	(if none, put 0, do not leave blank!) NUMERIC



## E. HOUSEHOLD INCOME

### E01. Household income sources and their respective importance

NUMERIC

(Scale 1-3, where 1 = of minor importance; 2 = important; 3 = very important)

Potential income source	Are these applicable to the respondent?	If yes, then importance (Scale 1-3)
Crop sales	1. <input type="checkbox"/> Yes 2. <input type="checkbox"/> No	
Livestock sales	1. <input type="checkbox"/> Yes 2. <input type="checkbox"/> No	
Fruit sales	1. <input type="checkbox"/> Yes 2. <input type="checkbox"/> No	
Timber sales	1. <input type="checkbox"/> Yes 2. <input type="checkbox"/> No	
Charcoal sales	1. <input type="checkbox"/> Yes 2. <input type="checkbox"/> No	
Petty trading	1. <input type="checkbox"/> Yes 2. <input type="checkbox"/> No	
Shop	1. <input type="checkbox"/> Yes 2. <input type="checkbox"/> No	
Transport	1. <input type="checkbox"/> Yes 2. <input type="checkbox"/> No	
Remittances	1. <input type="checkbox"/> Yes 2. <input type="checkbox"/> No	
Pension	1. <input type="checkbox"/> Yes 2. <input type="checkbox"/> No	
Labouring for others	1. <input type="checkbox"/> Yes 2. <input type="checkbox"/> No	
Shepherding for others	1. <input type="checkbox"/> Yes 2. <input type="checkbox"/> No	
Providing draft animal services to others	1. <input type="checkbox"/> Yes 2. <input type="checkbox"/> No	
Providing repair and mechanical services to others	1. <input type="checkbox"/> Yes 2. <input type="checkbox"/> No	
Sale of clothes and handicrafts	1. <input type="checkbox"/> Yes 2. <input type="checkbox"/> No	
Providing construction services to others (carpentry, masonry, thatching...)	1. <input type="checkbox"/> Yes 2. <input type="checkbox"/> No	

**E02.** What other sources of income do you have that are not mentioned in E01?

**E03.** Who was responsible?

MULTIPLE SELECT + OTHER

- |   |  |
|---|--|
| 1. <input type="checkbox"/> Theft                       | 2. <input type="checkbox"/> Damage to property                   |
| 3. <input type="checkbox"/> Loss of work                | 4. <input type="checkbox"/> Human death or sickness              |
| 5. <input type="checkbox"/> Livestock death or sickness | 6. <input type="checkbox"/> Other (Specify) <input type="text"/> |

**E04.** Compared to 3 years ago, how do you rate the economic wellbeing of your household?

SINGLE SELECT

1.  Better   2.  Same   3.  Worse

**E05.** Which of the following has contributed to this change?

MULTIPLE SELECT + OTHER

- |  |  |
|--|--|
| 1. <input type="checkbox"/> Weather    | 2. <input type="checkbox"/> Income                               |
| 3. <input type="checkbox"/> Employment | 4. <input type="checkbox"/> Expenses                             |
| 5. <input type="checkbox"/> Health     | 6. <input type="checkbox"/> Other (Specify) <input type="text"/> |

## F. DDG ACTIVITIES

**F01.** Have you taken part in any of these DDG activities below?

NUMERIC

How would you rate their usefulness to you? RATING SCALE (for each activity), where 1 = not at all useful; 2 = a little useful, and 3 = very useful

	Taken Part?	Usefulness (1-3)
a. Community safety planning process	1. <input type="checkbox"/> Yes   2. <input type="checkbox"/> No	
b. Conflict management education to communities	1. <input type="checkbox"/> Yes   2. <input type="checkbox"/> No	
c. SALW sensitisation	1. <input type="checkbox"/> Yes   2. <input type="checkbox"/> No	
d. Community regular meetings (security providers, local authorities, community members)	1. <input type="checkbox"/> Yes   2. <input type="checkbox"/> No	
e. Peace meetings between conflicting communities within Karamoja	1. <input type="checkbox"/> Yes   2. <input type="checkbox"/> No	

## G. THE COMMUNITY SAFETY PLANNING PROCESS

**G01.** Have you taken part in any of the following Community Safety Plan activities?

- MULTIPLE SELECT + OTHER
- CSP workshops
  - Selection of the CSP committee
  - Development of the Community Safety Plan
  - Activities contained in the CSP
  - Work with local authorities to incorporate the plan into their planning and budget processes
  - Other (Specify)

**G02.** Are you a member of the Community Safety Plan committee?

SINGLE SELECT

1.  Yes 2.  No

**G03.** What has resulted from the Community Safety Plan Process?

MULTIPLE SELECT + OTHER

- A Community Safety Plan
- Greater community cohesion
- Greater awareness of community issues
- Action to improve development
- Action to improve safety
- Other (Specify)

**G04.** Do you feel that Community Safety Planning improved your safety?

SINGLE SELECT

1.  Yes 2.  No

**G05.** If yes to G04, then how has Community Safety Planning improved your safety?

MULTIPLE SELECT + OTHER

- Less firearms incidents
- Less violence within the village
- Less violence between villages
- Fewer abductions
- Less rape incidents
- The Plan has improved community cohesion
- Other (Specify)

**G06.** If no to G04, then why has Community Safety Planning failed to improve your safety?

MULTIPLE SELECT + OTHER

- The Community Safety Plan has not been completed
- There have been no activities arising from the Community Safety Plan
- The Community Safety Plan activities do not tackle the root causes of violence
- There are no resources to implement the activities contained in the CSP
- The CSP has led to division in the community
- Other (Specify)

**G07.** Are women as involved as men in the Community Safety Planning Process?

SINGLE SELECT

- Not at all
- Less women than men in the CSP committee
- Equal numbers to men
- More women than men in the CSP committee

**G08.** What impact has the CSP process had on your life?

SINGLE SELECT

1.  None 2.  A little 3.  A lot

<b>G10.</b> How satisfied are you with the CSP process?	SINGLE SELECT
<ol style="list-style-type: none"> <li>1. <input type="checkbox"/> Not at all satisfied</li> <li>2. <input type="checkbox"/> Partly satisfied</li> <li>3. <input type="checkbox"/> Very satisfied</li> </ol>	
<b>G11.</b> What should happen with the CSP process now?	SINGLE SELECT
<ol style="list-style-type: none"> <li>1. <input type="checkbox"/> Continue as it is</li> <li>2. <input type="checkbox"/> Expand</li> <li>3. <input type="checkbox"/> Stop</li> <li>4. <input type="checkbox"/> Change</li> </ol>	

## H. CONFLICT MANAGEMENT EDUCATION FOR THE COMMUNITY

<b>H01.</b> Have you taken part in any of the CME sessions?	SINGLE SELECT
<ol style="list-style-type: none"> <li>1. <input type="checkbox"/> Yes</li> <li>2. <input type="checkbox"/> No</li> </ol>	
<b>H02.</b> What has changed as a result of Conflict Management Education?	MULTIPLE SELECT + OTHER
<ol style="list-style-type: none"> <li>1. <input type="checkbox"/> Greater awareness of the reasons for conflict across the community</li> <li>2. <input type="checkbox"/> Greater community cohesion</li> <li>3. <input type="checkbox"/> New activities to reduce conflict</li> <li>4. <input type="checkbox"/> Activities to improve safety</li> <li>5. <input type="checkbox"/> Other (Specify) <input style="width: 100px;" type="text"/></li> </ol>	
<b>H03.</b> Has CME improved your safety?	SINGLE SELECT
<ol style="list-style-type: none"> <li>1. <input type="checkbox"/> Yes</li> <li>2. <input type="checkbox"/> No</li> </ol>	
<b>H04.</b> How has CME improved your safety?	MULTIPLE SELECT + OTHER
<ol style="list-style-type: none"> <li>1. <input type="checkbox"/> Less firearms incidents</li> <li>2. <input type="checkbox"/> Less violence within the village</li> <li>3. <input type="checkbox"/> Less violence between villages</li> <li>4. <input type="checkbox"/> Fewer abductions</li> <li>5. <input type="checkbox"/> Less rape incidents</li> <li>6. <input type="checkbox"/> Other (Specify) <input style="width: 100px;" type="text"/></li> </ol>	
<b>H05.</b> Have there been any negative consequences of CME?	SINGLE SELECT
<ol style="list-style-type: none"> <li>1. <input type="checkbox"/> Yes</li> <li>2. <input type="checkbox"/> No</li> </ol>	
<b>H06.</b> If answer to H05 is yes, then what are the negative consequences?	MULTIPLE SELECT + OTHER
<ol style="list-style-type: none"> <li>1. <input type="checkbox"/> Increase in conflicts</li> <li>2. <input type="checkbox"/> Confusion about the CME messages</li> <li>3. <input type="checkbox"/> Some sections of the community feeling victimised</li> <li>4. <input type="checkbox"/> Other (Specify) <input style="width: 100px;" type="text"/></li> </ol>	
<b>H07.</b> To what extent are women (age 15+) involved in CME?	SINGLE SELECT
<ol style="list-style-type: none"> <li>1. <input type="checkbox"/> Not at all</li> <li>2. <input type="checkbox"/> Less than men</li> <li>3. <input type="checkbox"/> Equal to men</li> <li>4. <input type="checkbox"/> More than men</li> </ol>	
<b>H08.</b> What impact has CME had on your life?	SINGLE SELECT
<ol style="list-style-type: none"> <li>1. <input type="checkbox"/> None</li> <li>2. <input type="checkbox"/> A little</li> <li>3. <input type="checkbox"/> A lot</li> </ol>	

H09. In what ways has CME affected your livelihood?		MULTIPLE SELECT + OTHER
Impact	Better since CME	Worse since CME
Relations within family	1. <input type="checkbox"/> Better since CME	2. <input type="checkbox"/> Worse since CME
Relations within community	1. <input type="checkbox"/> Better since CME	2. <input type="checkbox"/> Worse since CME
Relations between communities	1. <input type="checkbox"/> Better since CME	2. <input type="checkbox"/> Worse since CME
Ability to conduct farming in safety	1. <input type="checkbox"/> Better since CME	2. <input type="checkbox"/> Worse since CME
Ability to move about the community safely	1. <input type="checkbox"/> Better since CME	2. <input type="checkbox"/> Worse since CME
Ability to move to places outside the community in safety	1. <input type="checkbox"/> Better since CME	2. <input type="checkbox"/> Worse since CME
Ability of children to go to school in safety	1. <input type="checkbox"/> Better since CME	2. <input type="checkbox"/> Worse since CME
Other	1. <input type="checkbox"/> Better since CME	2. <input type="checkbox"/> Worse since CME
H10. How satisfied are you with CME?		SINGLE SELECT
1. <input type="checkbox"/> Not at all satisfied 2. <input type="checkbox"/> Partly satisfied 3. <input type="checkbox"/> Very satisfied		
H11. What should happen with CME now?		SINGLE SELECT
1. <input type="checkbox"/> Continue as it is 2. <input type="checkbox"/> Expand 3. <input type="checkbox"/> Stop 4. <input type="checkbox"/> Change		

## I. RELATIONSHIP WITH SECURITY PROVIDERS (UPDF/LDU/UPF)

I01. Are you aware that the security forces (UPDF/LDU/UPF) have received training from DDG in conflict management?		SINGLE SELECT
1. <input type="checkbox"/> Yes 2. <input type="checkbox"/> No		
I02. How would you describe your experience of interaction with the UPDF?		SINGLE SELECT
1. <input type="checkbox"/> Bad 2. <input type="checkbox"/> OK 3. <input type="checkbox"/> Good 4. <input type="checkbox"/> No interaction		
I03. Compared to 3 years ago do you feel that the relationship between the community and the UPDF is ...?		SINGLE SELECT
1. <input type="checkbox"/> Worse 2. <input type="checkbox"/> Same 3. <input type="checkbox"/> Better		

<p><b>104.</b> If 1 or 2 selected for I03, then how has your relationship with the UPDF changed?</p> <ol style="list-style-type: none"> <li><input type="checkbox"/> Their attitude and actions have changed</li> <li><input type="checkbox"/> My attitude and actions have changed</li> </ol>	SINGLE SELECT
<p><b>105.</b> If 1 selected for I03, then what have been the positive aspects of the improvement in your interactions with the UPDF?</p> <ol style="list-style-type: none"> <li><input type="checkbox"/> Increased trust</li> <li><input type="checkbox"/> Improved response by the UPDF to security threats</li> <li><input type="checkbox"/> Peaceful co-existence between community and security providers</li> <li><input type="checkbox"/> Free movement from one village to another</li> <li><input type="checkbox"/> Increased trade within communities</li> <li><input type="checkbox"/> Other (Specify) <input type="text"/></li> </ol>	MULTIPLE SELECT + OTHER
<p><b>106.</b> How would you describe your experience of interaction with the LDU?</p> <ol style="list-style-type: none"> <li><input type="checkbox"/> Bad</li> <li><input type="checkbox"/> OK</li> <li><input type="checkbox"/> Good</li> <li><input type="checkbox"/> No interaction</li> </ol>	SINGLE SELECT
<p><b>107.</b> Compared to 3 years ago do you feel that the relationship between the community and the LDU is ...?</p> <ol style="list-style-type: none"> <li><input type="checkbox"/> Worse</li> <li><input type="checkbox"/> Same</li> <li><input type="checkbox"/> Better</li> </ol>	SINGLE SELECT
<p><b>108.</b> If 1 or 2 selected for I07, then how has your relationship with the LDU changed?</p> <ol style="list-style-type: none"> <li><input type="checkbox"/> Their attitude and actions have changed</li> <li><input type="checkbox"/> My attitude and actions have changed</li> </ol>	SINGLE SELECT
<p><b>109.</b> If 1 selected for I07, then what have been the positive aspects of the improvement in your interactions with the LDU?</p> <ol style="list-style-type: none"> <li><input type="checkbox"/> Increased trust</li> <li><input type="checkbox"/> Improved response by the LDU to security threats</li> <li><input type="checkbox"/> Peaceful co-existence between community and security providers</li> <li><input type="checkbox"/> Free movement from one village to another</li> <li><input type="checkbox"/> Increased trade within communities</li> <li><input type="checkbox"/> Other (Specify) <input type="text"/></li> </ol>	MULTIPLE SELECT + OTHER
<p><b>110.</b> How would you describe your experience of interaction with the UPF?</p> <ol style="list-style-type: none"> <li><input type="checkbox"/> Bad</li> <li><input type="checkbox"/> OK</li> <li><input type="checkbox"/> Good</li> <li><input type="checkbox"/> No interaction</li> </ol>	SINGLE SELECT
<p><b>111.</b> Compared to 3 years ago do you feel that the relationship between the community and the UPF is?</p> <ol style="list-style-type: none"> <li><input type="checkbox"/> Worse</li> <li><input type="checkbox"/> Same</li> <li><input type="checkbox"/> Better</li> </ol>	SINGLE SELECT
<p><b>112.</b> If 1 or 2 selected for I11, then how has your relationship with the UPF changed?</p> <ol style="list-style-type: none"> <li><input type="checkbox"/> Their attitude and actions have changed</li> <li><input type="checkbox"/> My attitude and actions have changed</li> </ol>	SINGLE SELECT

<b>I13.</b> If 1 selected for I11, then what have been the positive aspects of the improvement in your interactions with the UPF?	MULTIPLE SELECT + OTHER
<ol style="list-style-type: none"> <li>1. <input type="checkbox"/> Increased trust</li> <li>2. <input type="checkbox"/> Improved response by the UPF to security threats</li> <li>3. <input type="checkbox"/> Peaceful co-existence between community and security providers</li> <li>4. <input type="checkbox"/> Free movement from one village to another</li> <li>5. <input type="checkbox"/> Increased trade within communities</li> <li>6. <input type="checkbox"/> Other (Specify) <input type="text"/></li> </ol>	
<b>I14.</b> How would you describe the actions of the UPDF?	MULTIPLE SELECT
<ol style="list-style-type: none"> <li>1. <input type="checkbox"/> They seek to control the community</li> <li>2. <input type="checkbox"/> They seek to serve the community</li> <li>3. <input type="checkbox"/> They seek to provide a secure environment for the community</li> </ol>	
<b>I15.</b> How would you describe the actions of the UPF?	MULTIPLE SELECT
<ol style="list-style-type: none"> <li>1. <input type="checkbox"/> They seek to control the community</li> <li>2. <input type="checkbox"/> They seek to serve the community</li> <li>3. <input type="checkbox"/> They seek to provide a secure environment for the community</li> </ol>	
<b>I16.</b> Are the security providers part of the community safety planning process?	SINGLE SELECT
<ol style="list-style-type: none"> <li>1. <input type="checkbox"/> Yes</li> <li>2. <input type="checkbox"/> No</li> <li>3. <input type="checkbox"/> Don't know</li> </ol>	
<b>I17.</b> Are the security providers part of the conflict management education processes?	SINGLE SELECT
<ol style="list-style-type: none"> <li>1. <input type="checkbox"/> Yes</li> <li>2. <input type="checkbox"/> No</li> <li>3. <input type="checkbox"/> Don't know</li> </ol>	
<b>I18.</b> Do you think the security providers have improved your safety over the last 3 years?	SINGLE SELECT
<ol style="list-style-type: none"> <li>1. <input type="checkbox"/> Yes</li> <li>2. <input type="checkbox"/> No</li> </ol>	

## J. SALW SENSITISATION THROUGH COMMUNITY THEATRE AND RADIO PROGRAMMES

<b>J01.</b> How has the community's awareness of the dangers of firearms changed over the last 3 years?	SINGLE SELECT
<ol style="list-style-type: none"> <li>1. <input type="checkbox"/> Got worse</li> <li>2. <input type="checkbox"/> Improved</li> <li>2. <input type="checkbox"/> No change</li> </ol>	
<b>J02.</b> If 2 is selected for J01, which of the following are responsible for the positive change?	MULTIPLE SELECT + OTHER
<ol style="list-style-type: none"> <li>1. <input type="checkbox"/> Activities by UPDF, LDU and Police</li> <li>2. <input type="checkbox"/> Community Theatre</li> <li>3. <input type="checkbox"/> Radio Programmes</li> <li>4. <input type="checkbox"/> Conflict Management Education</li> <li>5. <input type="checkbox"/> Work by the Community Safety Committees</li> <li>6. <input type="checkbox"/> Other (Specify) <input type="text"/></li> </ol>	
<b>J03.</b> Ownership of arms. How does the present ownership of arms by community members compare to 3-years ago?	SINGLE SELECT
<ol style="list-style-type: none"> <li>1. <input type="checkbox"/> More families owning firearms</li> <li>2. <input type="checkbox"/> Less families owning firearms</li> </ol>	

<p><b>J04.</b> Purpose of firearm ownership. What are firearms mainly owned for now?</p> <ol style="list-style-type: none"> <li><input type="checkbox"/> Firearms now owned mainly for self defence</li> <li><input type="checkbox"/> Firearms now owned mainly for use in criminal activities (theft, murder...)</li> <li><input type="checkbox"/> Firearms now owned mainly as a status symbol</li> </ol>	SINGLE SELECT
<p><b>J05.</b> Firearm incidents. How does the number of firearms incidents compare to 3-years ago?</p> <ol style="list-style-type: none"> <li><input type="checkbox"/> More firearms incidents than 3 years ago</li> <li><input type="checkbox"/> Less firearms incidents than 3 years ago</li> </ol>	SINGLE SELECT
<p><b>J06.</b> If 2 selected for J05, then what has been responsible for the reduced number of firearms incidents?</p> <ol style="list-style-type: none"> <li><input type="checkbox"/> Activities by UPDF, LDU and Police</li> <li><input type="checkbox"/> Community Theatre</li> <li><input type="checkbox"/> Radio Programmes</li> <li><input type="checkbox"/> Conflict Management Education</li> <li><input type="checkbox"/> Work by the Community Safety Committees</li> <li><input type="checkbox"/> Other (Specify) <input type="text"/></li> </ol>	MULTIPLE SELECT + OTHER
<p><b>J07.</b> Awareness of community theatre: Have you heard about community theatre being used to create awareness of the dangers of SALW?</p> <ol style="list-style-type: none"> <li><input type="checkbox"/> Yes</li> <li><input type="checkbox"/> No</li> </ol>	SINGLE SELECT
<p><b>J08.</b> Awareness of radio shows: Have you heard about radio shows being used to create awareness of the dangers of SALW?</p> <ol style="list-style-type: none"> <li><input type="checkbox"/> Yes</li> <li><input type="checkbox"/> No</li> </ol>	SINGLE SELECT
<p><b>J09.</b> Participation in community theatre: Have you watched a community theatre show?</p> <ol style="list-style-type: none"> <li><input type="checkbox"/> Yes</li> <li><input type="checkbox"/> No</li> </ol>	SINGLE SELECT
<p><b>J10.</b> If yes to J09, did you feel the community theatre was effective in presenting the dangers of firearms?</p> <ol style="list-style-type: none"> <li><input type="checkbox"/> Yes</li> <li><input type="checkbox"/> No</li> </ol>	SINGLE SELECT
<p><b>J11.</b> Participation in radio shows: Have you listened to a radio show on SALW?</p> <ol style="list-style-type: none"> <li><input type="checkbox"/> Yes</li> <li><input type="checkbox"/> No</li> </ol>	SINGLE SELECT
<p><b>J12.</b> If yes to J11, did you feel the radio show was effective in presenting the dangers of firearms?</p> <ol style="list-style-type: none"> <li><input type="checkbox"/> Yes</li> <li><input type="checkbox"/> No</li> </ol>	SINGLE SELECT
<p><b>J13.</b> Are women involved in decisions about firearms ownership at household level?</p> <ol style="list-style-type: none"> <li><input type="checkbox"/> Yes</li> <li><input type="checkbox"/> No</li> </ol>	SINGLE SELECT
<p><b>J14.</b> What should happen now with the community theatre?</p> <ol style="list-style-type: none"> <li><input type="checkbox"/> Continue the same</li> <li><input type="checkbox"/> Expand</li> <li><input type="checkbox"/> Stop</li> </ol>	SINGLE SELECT
<p><b>J15.</b> What should happen now with the radio programmes?</p> <ol style="list-style-type: none"> <li><input type="checkbox"/> Continue the same</li> <li><input type="checkbox"/> Expand</li> <li><input type="checkbox"/> Stop</li> </ol>	SINGLE SELECT



## K. COMMUNITY REGULAR MEETINGS (SECURITY PROVIDERS/LOCAL AUTHORITIES/COMMUNITY MEMBERS)

**K01.** Are you aware of the Community Regular Meetings between Security Providers, Local Authorities and Community members? SINGLE SELECT  
1.  Yes 2.  No

## L. DIALOGUE PEACE MEETINGS

**L01.** Are you aware of the Dialogue Peace Meetings? SINGLE SELECT  
1.  Yes 2.  No

**L02.** Have you been a participant in any Dialogue Peace Meetings? SINGLE SELECT  
1.  Yes 2.  No

**L03.** What has resulted from the Dialogue Peace Meetings? MULTIPLE SELECT + OTHER  
1.  Peace Plans  
2.  Greater cohesion between communities  
3.  Greater understanding of the issues around peace building  
4.  Activities to improve safety in the region  
5.  Other (Specify)

**L04.** Do women participate in the Dialogue Peace Meetings? SINGLE SELECT  
1.  Yes 2.  No 2.  Don't know

**L05.** How many women participate compared to men? SINGLE SELECT  
1.  Fewer women than men  
2.  Equal numbers to men  
3.  More women than men

**L11.** What should happen now with Dialogue Peace Meetings? SINGLE SELECT  
1.  Continue as they are  
2.  Expand  
3.  Stop

## M. OVERALL SAFETY SITUATION

**M01.** As an individual, what were your main safety threats 3 years ago? MULTIPLE SELECT + OTHER  
1.  Incidents involving firearms  
2.  Incidents involving the security forces  
3.  Conflict within the family  
4.  Conflict within the village  
5.  Conflict with other villages  
6.  Rape  
7.  Abduction  
8.  Theft  
9.  Other (Specify)

**M02.** What are your main safety threats now?

MULTIPLE SELECT + OTHER

1.  Incidents involving firearms
2.  Incidents involving the security forces
3.  Conflict within the family
4.  Conflict within the village
5.  Conflict with other villages
6.  Rape
7.  Abduction
8.  Theft
9.  Other (Specify)

**M03.** Has there been any positive change in safety over the last 3 years?

SINGLE SELECT

1.  Yes
2.  No

**M04.** If 2 is selected for M03, then what has led to these positive changes?

MULTIPLE SELECT + OTHER

1.  Greater awareness by communities of conflict issues
2.  Improved attitude of security forces
3.  Better cooperation between community and security forces
4.  Better understanding of the dangers posed by firearms
5.  More employment opportunities for warriors and ex-warriors
6.  Improved weather
7.  Improved community cohesion
8.  More action taken against those who cause violence or commit other crimes
9.  Other (Specify)

**M05.** How would you judge your community's safety now

SINGLE SELECT

1.  Not safe
2.  Safe
3.  Very safe

**M07.** If so, what single activity has contributed MOST to your safety

SINGLE SELECT + OTHER

1.  Community Safety Planning Process
2.  Conflict Management Education to communities
3.  Conflict Management Education to the security forces
4.  SALW sensitization
5.  Community regular meetings
6.  Dialogue peace meetings
7.  Other (Specify)

How has the selected activity contributed to your safety?

Thank you very much for your time.

## ANNEX V: INTERVIEW CHECKLISTS FOR FGDs, KIIs AND CASE STUDIES

### **KEY INFORMANT INTERVIEWS checklist (generic – to be tailored to each group) – 1. DDG/DRC staff; 2. District and local leaders (most relevant position); 3. District and local security providers (UPDF; UPF); 4. Schoolteachers, shopkeepers, tradesmen/artisans, mine owners, religious leaders**

- Introduce ourselves and our task – how we will use the information; they introduce themselves and their positions (village, name, age, sex, occupation, position)
- Explain/describe the context in which people in the District are living – major influences on their lives (political, economic, social, cultural, institutional, environmental)
- What are the main factors affecting safety and security in the District (if not covered above)?
- What are the links between safety and improved livelihoods?
  - What limitations do different security threats place on livelihoods
- What are the trends in safety (ownership of weapons; crime; violence...)
- What is influencing those trends?
- What activities (including project activities) have had the most positive impact on safety, livelihoods and socio-economic well-being of particular social groups, and why?
- What negative impacts of activities (including project activities) have there been on any intended beneficiaries (differentiate between social groups), and the reasons for them?
- What are the challenges /constraints to improving safety in the District?
- Which **one activity** has had the most significant positive impact on people's safety, and why?
- What would you like to see happen in the next year to improve safety?

### **FOCUS GROUP DISCUSSION checklist (generic – to be tailored to each group) – 1. Male youth (14-35); 2. Female youth (14-35); 3. Village heads and opinion leaders; 4. Pastoralists/warriors; 5. Community safety committee members; 6. Sedentary/small-scale farmers**

- Introduce ourselves and our task – how we will use the information; they introduce themselves and their positions (village, names, age, sex, occupation, position in society)
- What are the main factors affecting your livelihoods and socio-economic development (not just safety factors, but also other political, economic, social, cultural, institutional, environmental and other factors)?

- Over the last 3 years what have been the main factors affecting your safety:
  - major safety events [acute events]
  - on-going safety concerns [chronic safety concerns]?
- What activities (including project activities) have had the most positive impact on your safety, and why?
- What are the links between these activities and improvements to different aspects of your livelihoods (farming/cattle keeping, food security, income generation, health, education, relationships within and outside the household...)?
- What negative impacts of activities (including project activities) have there been on any intended beneficiaries, and the reasons for them?
- What are the trends in safety (ownership of weapons; crime; violence...)?
- What is influencing those trends?
- Which **one activity** has had the most significant positive impact on your safety, and why?
- What would you like to see happen in the next year to improve safety?

**CASE STUDIES checklist (generic – to be tailored to each individual/household)**  
**– 1. Female-headed households; 2. Pastoralists/Warriors; 3. Disabled (also victims of violence if they volunteer)**

- Introduce ourselves and our task – how we will use the information; they introduce themselves and their positions (N.B. get lists of village, names, age, sex, occupation, position in society)
- Explain/describe your situation; tell your story
- Describe how, in ideal circumstances, you would like to improve your situation (farming, food security, income, health and education...) – [do these lead to reduced vulnerability and increased resilience, increased confidence and self-reliance, greater connectedness, voice and options?]
- What are the main factors affecting your personal safety and that of your Manyatta?
- How do these affect your ability to follow your intended livelihood strategies?
- What are the trends in safety (ownership of weapons; crime; violence...) in your village?
- What is influencing those trends?
- What activities (including project activities) have had the most positive impact on safety, livelihoods and socio-economic well-being, and why?
- What negative impacts of activities (including project activities) have there been on any intended beneficiaries, and the reasons for them?
- What can you do now that you could not do 3 years ago, and why?
- Which **one activity** has had the most significant positive impact on your safety, and why?

- What would you like to see happen in the next year to improve your safety and your overall situation?

## ANNEX VI: INTERVIEW GOOD PRACTICE

**The following was developed with enumerators and DRC/DDG staff during training:**

- Inform local leaders that you are working in their area
- Introduce yourself and why you are there, and what will be done with the results
- Be organised:
  - Timing
  - Location
  - Task
  - Method
- Have all necessary items with you
  - Charged tablet
  - Phone
  - Rain clothing
  - Food and water
- Dress appropriately for the culture and the climate
- Take good care of the tablet
- Involvement in the survey is voluntary. Don't force people to participate, and don't pay them to participate
- Try to do the interview alone, as others around might influence the responses
- Be keen, confident, interested, friendly and encouraging to interviewee
- Build a good rapport. This will improve the quality of the data provided
- Show courtesy and respect to everybody, regardless of status (treat everybody as an individual)
- Listen carefully
- Show patience as sometimes you will need to explain the question several times
- Probe if you think a response might be wrong
- Target the right people for the survey
- Report progress to supervisor
- Work accurately and carefully – quality before quantity
- Try to get a balance between the numbers of men and women interviewed, and try to interview a range of social categories
- Ask advice if you have a problem
- Work as a team – help each other
- Show appreciation – say Thank You
- Don't make empty promises or raise expectations
- Provide feedback of survey results to the community

## ANNEX VII: CHARACTERISTICS OF SURVEY VILLAGES

DISTRICT	SUB-COUNTY	VILLAGE	HH NO. (ESTIMATE)	TOTAL POPULATION	CULTURAL IDENTITY / ETHNICITY	MAIN ACTIVITY	URBAN/RURAL
Moroto	Tapac	Kosiroi	100	829	Mixed	Small scale farming, pastoralism	Rural
		Lokiles	90	350	Tepeth	Small scale farming, pastoralism	Rural trading centre
	Katikekile	Musas	100	800	Mixed	Small scale farming, pastoralism	Rural
		Lon-gurepe	50	200	Mixed	Small scale farming, pastoralism	Rural
		Akariwon	12	37	Mixed	Stone quarrying, gold mining, pastoralism and trade	Rural
		Nabuin	90	300	Mixed	Small scale farming, pastoralism	Rural
Napak	Lotome	Naregai	439	2040	Mixed	Small scale farming, pastoralism	Rural
		Loluk	177	715	Mixed	Small scale farming, pastoralism	Rural
		Naronit	537	2675	Mixed	Small scale farming, pastoralism	Rural
	Lopei	Lopei TC	81	389	Mixed	Small scale farming, pastoralism and trade	Rural trading centre
		Kalesa	85	559	Mixed	Small scale farming, pastoralism	Rural
		Lomuria	94	549	Mixed	Small scale farming, pastoralism	Rural
		Lomuria	94	549	Mixed	Small scale farming, pastoralism	Rural

# ANNEX VIII: DRC/DDG KARAMOJA PROJECT CYCLE, COMMUNITY ENGAGEMENT AND AVR ACTIVITIES

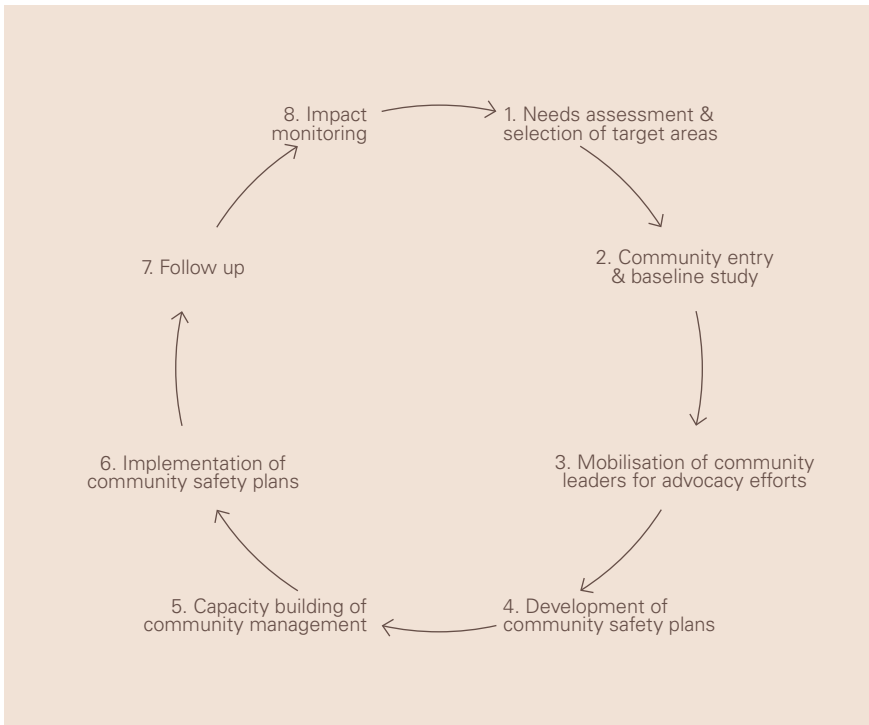
## Karamoja Community Safety Project Implementation Document<sup>49</sup>

This document presents a brief overview of the different intervention steps of the project cycle of the DDG community safety project in Karamoja. It is an internal document aiding DDG staff to maintain an overview and understand how the different elements of the project are connected. The implementation document is supplemented with the DDG Community Safety Handbook, including various manuals, which more specifically address the specifics of implementation of the various individual interventions.

The document can also be used to give relevant external stakeholders insight into the project if so wished.

### The community safety project cycle

The following project cycle applies to the Karamoja Community Safety Project:





Below is an elaboration of the purpose of each step and the approach to implementing them.

### **Step 1: Needs assessment and selection of target areas**

Needs assessment will be done in the districts of Karamoja and will be based on the extent of need for safety in the communities (perception of safety), incidents related to firearms and consultation with the local authorities. To begin with, initially five communities in Moroto district with immediate need for safety intervention will be targeted. After the implementation of the pilot project in Moroto, it will be extended to 20 communities in the other districts of wider Karamoja region.

The following selection criteria will be applied when selecting target parishes:

1. *SALW need:* A large SALW related problem in comparison with other areas.
2. *Overall safety needs:* More (perceived) insecurity in comparison with other areas.
3. *Willingness/commitment of communities:* The communities show willingness/commitment towards community safety activities and towards active engagement and community contribution (Consider signing an MoU with the community in which they specify that whatever intervention they will contribute with 15%).
4. *Capacity of communities:* The communities have the capacity to implement community safety plans – i.e. they have functioning management structures and they show a history of active engagement.
5. *Accessibility:* To ensure ease of implementation as the project is a pilot.
6. *Variance between implementation areas:* To test project impact in both rural and urban settings.

For now selection criteria 1 & 2 will be assessed on here-say and consultations with district authorities. Later this will be decided based on the results from the Karamoja Armed Violence Assessment. Criteria 3-4 will for now be verified through consultations with local authorities and other agencies. Later this might be assessed based on a participatory needs assessment. Criteria 5 & 6 will again be based on consultations with local authorities.

### **Step 2: Community entry and baseline study**

The purpose of this step is to introduce possible future activities of DDG in the community, to get permission from the community to implement the project, to agree on the participation of the community, and to collect information which will enable DDG

to move forward. The community entry is the first contact of the DDG community safety project with a community (apart from maybe a needs assessment). It is essential that this activity is done properly, so that there can be no future confusion about what is happening, what is said, and what is promised to the community.

The following approach is applied for community entry:

1. Introduction to the community: Introduce DDG staff and explain the history and approach of DDG etc.
2. Explanation of the community safety process.
3. Permission to enter community.
4. Community mapping: Production of a visual map made by participants including the main sites (schools, rivers, government buildings, bridges, etc), identification of residential areas, where which groups of the community lives, and who are the leaders of the specific areas, identification of CBOs and all other relevant information. Note: The primary concern is not with cartographic accuracy, but rather with gathering useful information that sheds light on the composition of the community which will in effect also enable DDG to better plan its baseline study.
5. Transect walk: Undertake a walk with locals to enhance understating of community map
6. If necessary compilation of daily routine diagrams: Interview with targeted individuals (e.g. animal herders, farmers, traders, adolescent boys, women, girls) about the general routine they would follow in their daily lives. It is a record of the tasks and the timing of these tasks. It can be a useful tool for understanding the routines in communities that is unknown to the DDG teams and will enable DDG to plan timing of various activities etc.

The following approach to the baseline study is applied:

1. Information gained through community entry process will be used to make a community profile
2. Detailed information regarding the safety issues in the community and the general perception and needs of security in the society will be gained through the questionnaires baseline survey. This household survey will be compared with the end-line survey to establish the effectiveness of results achieved.

### **Step 3: Mobilisation of community leaders for advocacy (pre-taste)**

The purpose of this step is to immediately ensure local ownership by mobilising

community leaders to serve as advocates for change from the very beginning. Based on the assumption that role-models/authorities setting a good example is a positive driver for behavioural change, the “buy-in” from local leaders will thus serve as a positive driver for “buy-in” from the rest of the communities.

The following approach is applied:

1. Mobilisation of community leaders to participate in workshop – ensuring that all types of community leaders are represented (i.e. local authorities, traditional leaders, religious leaders, youth leaders, women’s leaders, leaders from the business community, leaders from IDPs and/or minority groups etc.).
2. Facilitation of a 2 day workshop consisting of 3 hours in the morning & 2-3 hours in the afternoon where participants get a little “pre-taste” of the different elements of the DDG Community Safety project.
3. Participants sign a declaration of support for the CS project (on the last day of the workshop).
4. Afterwards selected participants help mobilise their respective communities for community safety plan processes.

#### **Step 4: Community safety plan process**

The purpose of the community safety plan (CSP) process is to empower the community to identify their wishes for a safe community, to carry out an in-depth situation analysis and to develop a comprehensive and inclusive CSP to reach their vision and improve their safety. By employing an entirely community driven, participatory, bottom up approach the aim is to create pre-conditions for change in facilitating a realisation of the need for change, a willingness to do something about it and to create an awareness of a chance of success.

The following approach is applied:

A three-day participatory community safety plan workshop with representatives from all communities and groups in the target parish is facilitated. During the process beneficiaries are encouraged to envision ideal safety conditions in their communities. With strategic advice from DDG staff, they are empowered to identify and suggest viable and sustainable interventions to reach their visions. Furthermore, at the end of the process a volunteer community safety committee is mobilised to put the workshop outputs into an actual community safety plan. This committee also take responsibility for the implementation of the plan after it has been validated by the whole workshop group and a nice printed copy has been handed over by DDG in a large hand-over ceremony.

Steps are as follows:

1. Introduction
  - Activity 1: Introductions
  - Activity 2: Explanation of DDG mandate
  - Activity 3: Explanation of steps
  - Activity 4: Explanation of community driven approach
2. Visioning
  - Activity 1: Visioning the ideal safe village/community
  - Activity 2: Presentation and discussion of group pictures in plenum
  - Activity 3: Merging the different visions into one
3. Identification of the current situation
  - Activity 1: Describe what is good and what is bad
  - Activity 2: Presentation of group findings in plenum and discussion of differences
  - Activity 3: Allocating values
4. Analysis
  - Activity 1: Visually compare the current situation and the ideal safe community (i.e. identify gap)
  - Activity 2: Identify the obstacles for reaching each of the attributes of the vision of the ideal safe community
5. Solutions
  - Activity 1: Brainstorming possible solutions for each obstacle
6. Selection of Community Safety Committee
  - Activity 1: Agreement on selection criteria
  - Activity 2: Appointment/selection of a Community Safety Committee
7. Development of a Comprehensive Community Safety Plan
  - Activity 1: Development of the CSP
  - Activity 2: Validation of CSP with the wider CSP workshop group
  - Activity 3: Data entry, translation and printing
8. Handover of the Community Safety Plan
  - Activity 1: Handover Ceremony (handing over printed CSP document to the community)

## **Step 5: Capacity building of community safety committees**

The aim of this step is to empower communities to actively use the community safety plans to improve their safety situation.

As with all other DDG educational and capacity building activities, the approach is participatory, practical and activity based. The capacity building consists of three trainings:

1. Community Mobilisation
2. Proposal Writing and Fundraising
3. Organisational Management and Development

For specifics refer to the DDG Community Safety Handbook.

## **Step 6: Implementation**

DDG assists communities with implementation of the interventions identified in the community safety plans which falls within DDG's mandate. In the Karamoja community safety project context this includes the following 3 main interventions:

1. Conflict Management Education
2. Improving relations between security providers and communities
3. Small arms sensitisation

Common for all interventions is that they will build upon a community driven approach with DDG merely acting as facilitators while providing certain tools, skills and support for communities.

If the communities have not identified these interventions as necessary for enhancement of their community safety and if they are not interested in the activities, the interventions will not be implemented.

### **6.1 Conflict Management Education**

The specific objective of this intervention is to reduce the number of conflicts in target communities by enabling community members to handle conflicts more efficiently and peacefully.

The following approach is applied:

1. Different groups of community members (mature women, young women, mature men, young men, local authorities etc.) will be targeted directly by DDG facilitators for conflict management education (CME) according to the 4 day CME-curriculum outlined in the DDG CME manual. The aim is to have trained a total of 1500 beneficiaries in the 5 target parishes.
2. When the principles of the conflict management is accepted and understood

to a certain level by target communities, the project will move into a second phase of training a selected number of volunteers as community trainers in CME (preferably from existing community based organisations (CBOs), capacity building these volunteers so they are able to provide elements of the training to their fellow community members and moreover become a type of resource institution within their communities providing continuity to the education and rooting it in the specific community in question. By anchoring the project in CBOs it is envisioned that there will be linkages to all relevant groups in the communities allowing them to work with conflicts. The volunteers will be provided with a volunteer manual which is essentially a simplified version of the DDG internal CME manual.

For more specifics refer to the DDG conflict management education manual.

## 6.2 Improving relations between security providers and communities

The specific objective of this intervention is to enhance trust and cooperation between police (UPF), military (UPDF) and communities on prevention and resolution of violence and crime.

The following approach is suggested, step by step:

1. Engage with the regional UPDF and UPF command structures to create awareness and acceptance of the concept and idea of bridge-building activities such as dialogue workshops and dialogues forums between UPDF, UPF and community members.
2. Once approval has been given from regional level engage in same dialogue with UPDF and UPF on district and/or parish level so the relevant people at these levels endorse the idea and concept.
3. Engage with local leaders on district and/or parish level for their endorsement as well.
4. Facilitate a 2 day Dialogue Workshop on district (or sub-county?) level with community representatives, local leaders & police officers from target parishes + community members, district authorities and UPDF on district (or sub-county?) level (for suggested agenda see below).
5. Establish a Dialogue Forum consisting of a selected group of representatives from the larger Dialogue Workshop (incl. representatives of UPF and UPDF) who will organize themselves in forum which will continuously work on improving relations between UPDF, UPF and communities.
6. Provide assistance to the Dialogue Forum on the following issues:
  - Holding regular consultation meetings where UPDF for example can

- consult with community members in the forum on disarmament methods
- Facilitating dialogue/awareness raising meetings in the community where the UPDF and/or the UPF can meet the people they serve and they people can meet them.
  - Conducting fundraising events or campaigns within their communities to motivate community members to contribute to some of the logistical or infrastructural needs of their police stations.
  - Etc.
7. Possibly provide logistical support for the holding of meetings mentioned in step 6, but with a strategy for creating a sustainable system for when DDG has pulled out (community contributions or something)
  8. Provide Conflict Management Education (CME) to Police Officers on parish and/or district level.
  9. Train trainers in CME in the CIMIC (Civil Military Coordination Unit) in order for them to be able to train the soldiers in the Moroto district.
  10. Seek cooperation with the Uganda Human Rights Commission and the ICRC on them providing rights training for the police.

For more specifics refer to the paper “interventions for improving relations between security providers and communities”.

### 6.3 Small arms sensitisation

The specific aim of this intervention is to reduce the negative impact of the small arms in the society; for example, reduction of accidents related to firearms, insecurity due to presence of small arms, theft and other crimes. It also aims at encouraging people to adapt a practice of not possessing arms at home.

This will include the following activity:

Risk education/awareness raising on risk of SALW to communities following the “normal” DDG approach to RE (i.e. short presentations/sessions of approximately 45 minutes advocating non use of small arms by presenting the negative impacts of small arms ownership and the dangers that comes with it, whereby safer behaviour is promoted). This would also include using posters and handing out pamphlets.

At a later stage, when budget allows, awareness rising through radio messages (slightly adopted and shortened versions of the messages above) should be included. Additionally the use of community volunteers to deliver the messages in their communities should be considered.

## ANNEX IX: DDG AVR KARAMOJA OUTPUTS TO DATE

DDG/DRC reports the following activity outputs between 2010 and December 2014:

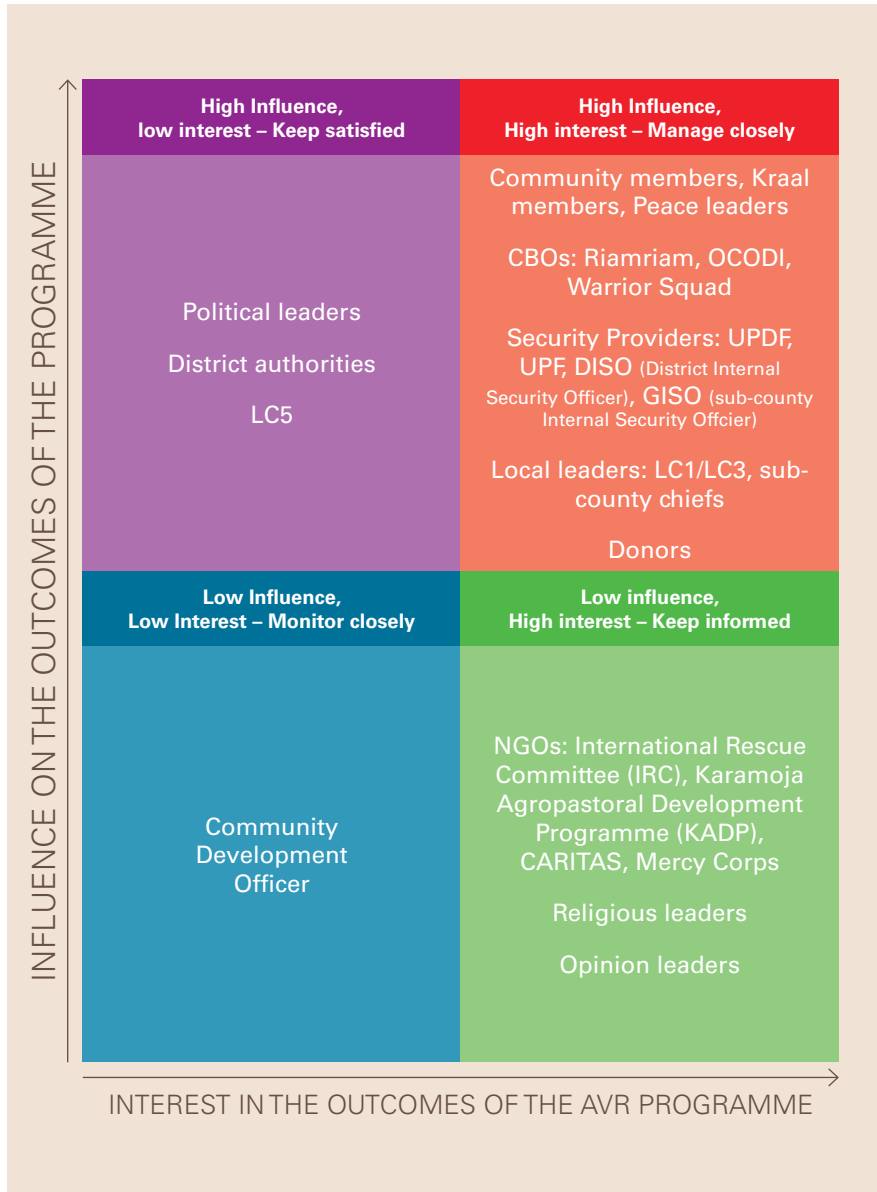
- Community safety planning completed in 16 Sub-Counties; 3,925 people participated.
- Outreach in excess of 120,000 community beneficiaries
- Capacity Building to CSCs including training of Local Councillors – 617 received the training
- CME training conducted in 523 villages totalling 10,460 community members
- TOT CME training for community members - 36
- 110 CME trainings conducted for Police, LDU and UPDF – 2,200 officers trained
- 20 TOT CME trainings for 400 Security Providers
- 409 Community Regular meetings conducted for 20,450 participants
- 49 Peace meetings conducted between conflicting groups
- Small Arms Sensitization – 367 drama sessions at village level for approx. 41,500 people
- 11 CME trainings conducted for 399 Local Councillors and 240 CSC members
- CME & Capacity Building for 30 reformed Youth Group members in Moroto
- Local partner “Ocodi” conducted 9 radio peace messages
- Research: a) Disability and Armed Violence survey (with HI); b) Community Safety and Small Arms survey (with SAS); c) Cross-Border Uganda/Kenya study

Livelihood, micro-credit and food distribution activities conducted by DRC are complementary to the AVR activities in some districts.



## ANNEX X: DDG/DRC AVR STAKEHOLDERS

Stakeholder analysis for the DRC/DDG AVR Programme in Karamoja (as conducted with DRC/DDG staff in Karamoja)



NAME	TYPE OF ORGANISATION	FOCUS AREAS
International Rescue Committee (IRC)	INGO (US)	<ul style="list-style-type: none"> <li>• Peace and conflict management</li> <li>• Cross-border security and conflict management</li> <li>• Education</li> <li>• Health</li> <li>• Village saving groups</li> <li>• Works through 'peace committees', mainly at sub-county level</li> <li>• Implements activities through local org Riamriam</li> </ul>
CARITAS	INGO	<ul style="list-style-type: none"> <li>• Small pace element</li> <li>• Livelihoods (village savings associations)</li> <li>• NUSAF2</li> </ul>
KALIP (Karamoja Livestock Improvement Programme)	Government Programme (Office of the Prime Minister) supported by EU	<ul style="list-style-type: none"> <li>• Just finished after 4 years operation</li> <li>• Human rights aspects of the peace process</li> </ul>
Mercy Corps	INGO	<ul style="list-style-type: none"> <li>• Peace element (facilitates peace meetings)</li> <li>• Cross border</li> <li>• Food security</li> </ul>
OCODI	CBO	<ul style="list-style-type: none"> <li>• Conflict resolution</li> <li>• Peaceful coexistence</li> <li>• Worked with IRC in the past</li> <li>• Currently experiencing challenges (lack of resources and low levels of capacity)</li> </ul>
Warrior Squad	CBO	<ul style="list-style-type: none"> <li>• Engaging youth</li> <li>• Peaceful coexistence</li> <li>• Conflict management</li> <li>• Advocacy (small arms)</li> </ul>
Riamriam	CBO	<ul style="list-style-type: none"> <li>• Funded by IRC</li> <li>• Peace element</li> <li>• Umbrella organisation</li> <li>• Gender</li> <li>• Chairs quarterly coordination meetings</li> </ul>
KADP (Karamoja Agricultural Development Programme)	CBO	<ul style="list-style-type: none"> <li>• Livestock</li> <li>• Husbandry</li> <li>• Animal-related conflict and peace focus</li> </ul>
CIMIC (civil-military cooperation)		<ul style="list-style-type: none"> <li>• Links civilians with security providers</li> </ul>

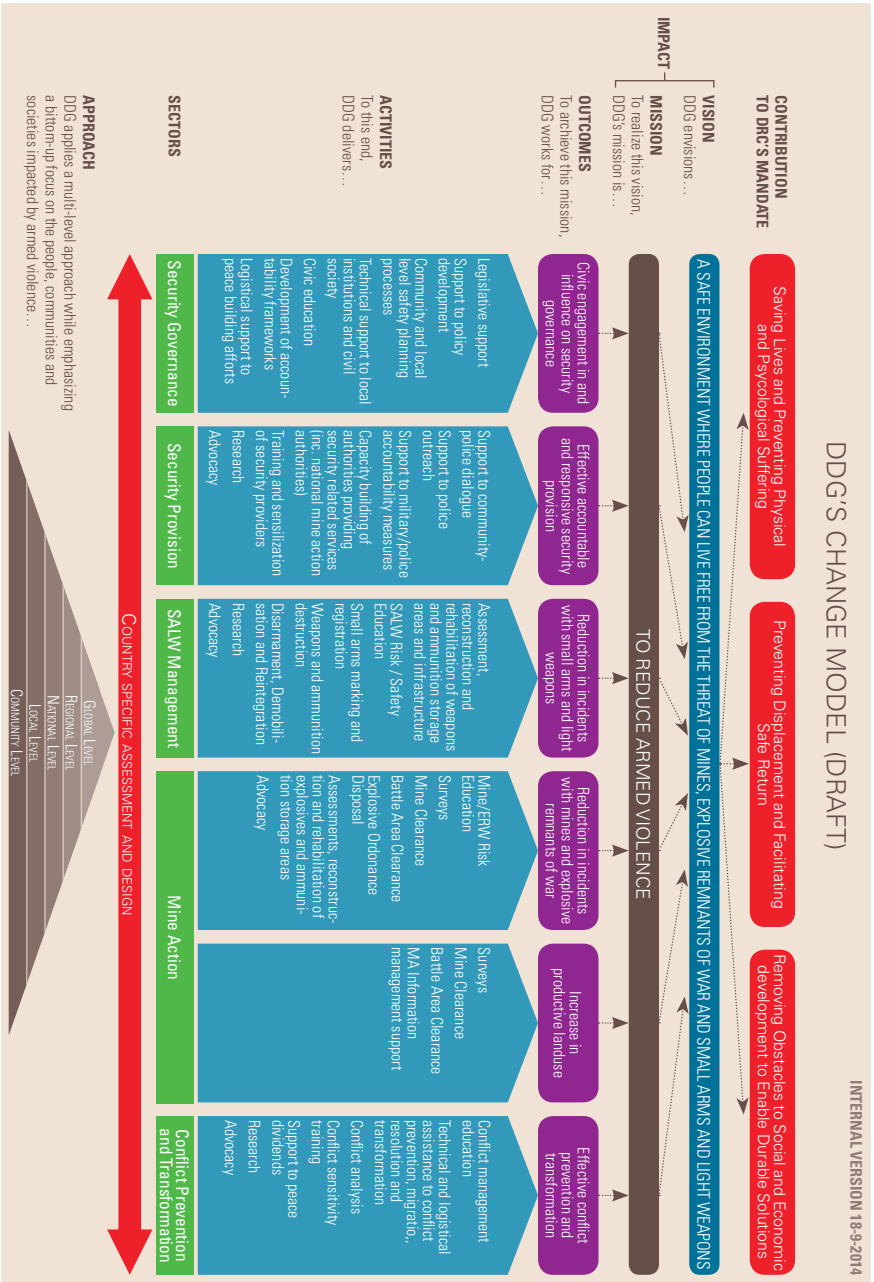
Other NGO, government and donor initiatives implemented in Karamoja with relevance to community safety and livelihoods include the following:

- USAID cross border intervention with Kenya (through Mercy Corps and PACT Kenya)
- USAID SAFE programme on reconciliation between sub-counties with border disputes
- ACDI-VOCA and ACTED: climate change resilience programmes
- FAO (COMO) – income-generating/food security livestock projects
- FOWODE (Forum for Women’s Development)
- Community Driven Development -CDD (government)
- Help Age (VSLA)
- Restless Development (Livelihoods)
- Samaritan’s Purse (food for work)
- World Food Programme (including schools feeding programme during famine period)
- ACF (feeding malnourished children)
- World Hunger (block farming with assistance with seeds, fertilizer, oxen and ploughs)
- Welte Hunger Hilfe (fencing and gates for new settlement)
- European Union/government initiative to give 24,000 UGX to all over 60 (used to start small businesses and to buy books for grandchildren)

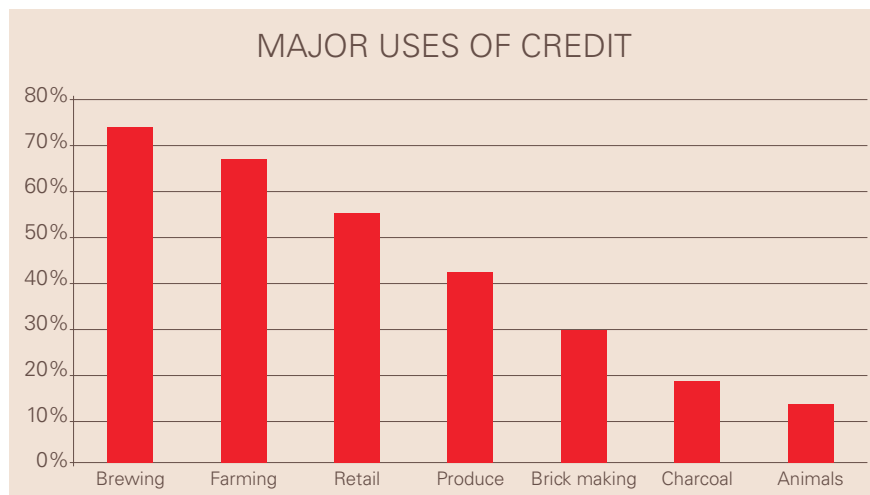
## ANNEX XI. LINKS BETWEEN AVR/LIVELIHOODS ACTIVITIES AND LIVELIHOOD ASSETS

Asset Category	CSPs	CME for communities	CME for security providers	SALW Sensitisation	Peace Meetings	CRMs	Livelihoods programme activities
<b>Natural</b>	Maximise use of local resources	Resource sharing Planning and utilisation of resources (grazing and water ponds)		Diversification away from cattle raiding (reduction in small arms, exploring new livelihood options, utilisation of natural resources)	Facilitates peaceful access to, and use of natural resources (including water and grazing sources) Peace resolutions and social policies help protect natural assets	Reduces over-exploitation of natural resources (including water holes) Sensitisation enables communities to take more responsibilities of, and be in greater control over services delivered to them (e.g. water pumps); local ownership and sustainability	Conservation Tree planting Crop production
<b>Financial</b>	Micro-credit plans	VSLA Finance-related decisions within family contribute to gender equality			Improves trade between tribes (including the sale of cereals to the Turkana)		Micro-credit
<b>Physical</b>	Identify and agree on solutions regarding safe access to fertile land	New physical resources relieve conflict		Reduces petty thefts (including household items)	Peace resolutions and social policies help protect physical assets Improved safety (cross-border collaboration)	Reduces over-exploitation of natural resources (including water holes) Sensitisation enables communities to take more responsible for, and be in greater control over services	Beehives Household income support projects (HISP)
<b>Social</b>	Livelihood plans Relationship between community members	Claiming services in a positive way (e.g. income generating activities)	Improved relationship between security providers and community members		Promotes stronger social relationships Inter-tribe marriages. Exchange visits result in social/cultural exposure and sharing of good practices and experiences	Facilitates decisions on social investments/provisions/services (including school)	Community action plans
<b>Human</b>	Child education sensitisation Domestic violence Discipline (alcohol-related)	Helps build human capacity to overcome conflicts Protection and health services		Key messages regarding importance of education	Improved safety (cross-border collaboration)		

# ANNEX XII: DDG'S CHANGE MODEL (DRAFT)



ANNEX XIII. USES OF CREDIT FROM VILLAGE SAVINGS AND CREDIT ASSOCIATIONS (VSLA) WITH <10 MILLION UGX ACCUMULATED CAPITAL<sup>50</sup>



## ANNEX XIV: COMMUNITY SAFETY COMMITTEES (CSCS): FORMATION AND FUNCTIONS<sup>51</sup>

CSCs are formed during the Community Safety Planning workshop to develop further the ideas discussed in the workshop in to a comprehensive Community Safety Plan. During the workshop, the facilitator summarises the steps that the community have gone through so far. He/she then goes on to explain to the plenary that this step is about establishing a volunteer Community Safety Committee which will bear the primary responsibility for drafting an actual Community Safety Plan (CSP) based on the outputs from the workshop. He/she further explains that the community so far have been allowed to dream and to possibly suggest unrealistic solutions. The job of the committee is to take all the dreams/visions and ideas and put them into a concrete, specific and realistic plan. The committee will also be the body that will coordinate and drive the process of implementing the CSP later. They might combine certain visions and break down others into more realistic points. And then they will come up with suggested activities to attain the visions.

The facilitator then presents to the plenary the list of minimum standard criteria for the selection of the CSC to the workshop participants. The CSC membership should be:

1. representative
2. properly sized
3. accepted by the community
4. integrated in to existing local government structures
5. agreeable to the concept of Volunteerism
6. committed and willing.

Participants may also agree to add additional selection criteria. The plenary then selects the members of the committee in accordance with the selection criteria. It is important that the committee is composed in a manner that supplements and is integrated into existing community management structures.

Usually the CSC is gender-balanced. Out of 15 members, five or six are often female. There is no specific time limit for the membership.

The job of the committee is to take all the dreams/visions and ideas and put them into a concrete, specific and realistic plan. The CSC is also the body that coordinates and drives the process of implementing the CSP. They also help the DRC/DDG AVR Community Safety Advisors in mobilizing the communities for other AVR interventions in their locations.

The CSC members are not remunerated in any way except that DRC/DDG provides them with transport refund and refreshment during meetings with them, and also with capacity-building information on how to do fundraising, community mobilisation and proposal writing. They are also involved in Conflict Management Education. The CSC members are given visibility (T-shirts).

## ENDNOTES

<sup>49</sup>This document was kindly supplied by DRC/DDG's Coordinator for the Karamoja AVR programme.

<sup>50</sup>VSLAs in Northern Karamoja: Brief, February 2014, Mercy Corps Northern Karamoja Growth, Health and Governance Programme

<sup>51</sup>From information provided by DRC/DDG AVR Coordinator in Karamoja



## BIBLIOGRAPHY

Beavan, J. (2008) *Crisis in Karamoja - Armed Violence and the Failure of Disarmament in Uganda's Most Deprived Region*, Small Arms Survey.  
Source <http://www.smallarmssurvey.org/fileadmin/docs/B-Occasional-papers/SAS-OP21-Karamoja.pdf>

DRC/DDG (2014) *Impact Assessment report, NUSAF2, 2012-2013 Project in Moroto Municipality and Nadunget Sub-County, Karamoja, Uganda*.

DRC/DDG (2012) *Impact Monitoring Report, Armed Violence Reduction: Improving Safety in Karamoja*. Impact Assessment – October 2012. Source <http://drc.dk/about-drc/publications/>

Food Economy Group and FAO (2014) *Household Economy Analysis Results (Livelihoods of Karamoja)*.

GICHD (2012) *Mine Action and Armed Violence Reduction, Uganda, Case Study*.  
Source [http://www.gichd.org/fileadmin/GICHD/topics/development/ma\\_development-2/AVR/AVR-Uganda-case-study-Sep2012.pdf](http://www.gichd.org/fileadmin/GICHD/topics/development/ma_development-2/AVR/AVR-Uganda-case-study-Sep2012.pdf)

Naidoo, S. (2013) *Programming Synergies between DRC and DDG*. GICHD.

Kaduuli, S. (2008) *Forced migration in Karamoja, Uganda*. Africa Leadership Institute, Nairobi.  
Source [http://papers.ssrn.com/sol3/papers.cfm?abstract\\_id=1315237](http://papers.ssrn.com/sol3/papers.cfm?abstract_id=1315237)

Mkutu, K.A. (2007) *Impact of small arms insecurity on the public health of pastoralists in the Kenya-Uganda border regions, Crime, law and social change*. Vol 47, No 1.

Mkutu, K.A. (2008) *Disarmament in Karamoja: Is this a solution for localised violent inter and intra communal conflict?*The Roundtable Vol 97, No 394.  
Source [http://www.academia.edu/10369558/Disarmament\\_in\\_Karamoja\\_Northern\\_Uganda\\_Is\\_This\\_a\\_Solution\\_for\\_Localised\\_Violent\\_Inter\\_and\\_Intra-Communal\\_Conflict](http://www.academia.edu/10369558/Disarmament_in_Karamoja_Northern_Uganda_Is_This_a_Solution_for_Localised_Violent_Inter_and_Intra-Communal_Conflict)

OECD (2009), *Armed Violence Reduction. Enabling Development*.  
Source [http://www.genevadeclaration.org/fileadmin/docs/OECD\\_Guidelines.pdf](http://www.genevadeclaration.org/fileadmin/docs/OECD_Guidelines.pdf)

Powell, J. (2010) *Karamoja: A Literature Review, Saferworld*.  
Source <http://www.saferworld.org.uk/Karamoja%20A%20literature%20review.pdf>

K., Muhureza, F., Murray, R., Nowak, M., and Thapa, L. (2012) *Special report on Security Provision and Small Arms in Karamoja*. Small Arms Survey/DDG, Kingma.

Ssekika, E. (2014) *Karamoja demands more cash for mineral wealth*. Uganda Observer.

UNOCHA (2011) *Uganda Humanitarian Profile 2011*. UNOCHA, New York.

World Bank.  
Source [http://siteresources.worldbank.org/EXTTOPP/SISOU/Resources/1424002-1185304794278/4026035-1185375653056/4028835-1185375678936/5\\_Wealth\\_ranking.pdf](http://siteresources.worldbank.org/EXTTOPP/SISOU/Resources/1424002-1185304794278/4026035-1185375653056/4028835-1185375678936/5_Wealth_ranking.pdf)





**Geneva International Centre  
for Humanitarian Demining**

Chemin Eugène-Rigot 2C  
PO Box 1300  
CH – 1211 Geneva 1, Switzerland  
[info@gichd.org](mailto:info@gichd.org)

Follow us on  
[gichd.org](http://gichd.org)  
[facebook.com/gichd](https://facebook.com/gichd)  
[twitter.com/theGICHD](https://twitter.com/theGICHD)